

## 2007 Rankings

| Team           | Seed | Bid | Conference | BCS  |         | Harris | Coaches | CPU   | Harris | Coaches | Computer Points |    |    |    |    |    |
|----------------|------|-----|------------|------|---------|--------|---------|-------|--------|---------|-----------------|----|----|----|----|----|
|                |      |     |            | Rank | Average | Pct.   | Pct.    | Pct.  | Points | Points  | AH              | RB | CM | KM | JS | PW |
| Ohio St.       | 1    | C   | * Big Ten  | 1    | 0.959   | 0.987  | 0.979   | 0.910 | 2813   | 1469    | 25              | 25 | 21 | 23 | 22 | 21 |
| LSU            | 2    | C   | * SEC      | 2    | 0.939   | 0.923  | 0.945   | 0.950 | 2630   | 1418    | 21              | 24 | 25 | 24 | 24 | 23 |
| Virginia Tech  | 3    | C   | * ACC      | 3    | 0.870   | 0.823  | 0.828   | 0.960 | 2345   | 1242    | 22              | 22 | 24 | 25 | 25 | 25 |
| Oklahoma       | 4    | C   | * Big 12   | 4    | 0.857   | 0.884  | 0.887   | 0.800 | 2520   | 1331    | 18              | 21 | 18 | 18 | 23 | 24 |
| Georgia        | 5    | L   | SEC        | 5    | 0.839   | 0.866  | 0.851   | 0.800 | 2469   | 1277    | 20              | 17 | 23 | 22 | 19 | 19 |
| Missouri       | 6    | L   | Big 12     | 6    | 0.776   | 0.743  | 0.736   | 0.850 | 2117   | 1104    | 24              | 16 | 22 | 21 | 20 | 22 |
| S. California  | 7    | C   | * Pac-10   | 7    | 0.764   | 0.823  | 0.818   | 0.650 | 2346   | 1227    | 17              | 23 | 14 | 14 | 17 | 17 |
| Kansas         | 8    | L   | Big 12     | 8    | 0.759   | 0.734  | 0.733   | 0.810 | 2092   | 1099    | 23              | 20 | 16 | 20 | 21 | 20 |
| West Virginia  | 9    | C   | * Big East | 9    | 0.663   | 0.675  | 0.673   | 0.640 | 1924   | 1010    | 16              | 15 | 20 | 13 | 15 | 18 |
| Hawai'i        | 10   | M   | * WAC      | 10   | 0.647   | 0.668  | 0.663   | 0.610 | 1903   | 994     | 14              | 18 | 12 | 16 | 18 | 13 |
| Arizona St.    | 11   | L   | Pac-10     | 11   | 0.620   | 0.571  | 0.600   | 0.690 | 1628   | 900     | 19              | 19 | 17 | 17 | 13 | 16 |
| Florida        | 12   | L   | SEC        | 12   | 0.613   | 0.627  | 0.593   | 0.620 | 1786   | 890     | 15              | 14 | 19 | 19 | 14 | 14 |
| Illinois       |      |     | Big Ten    | 13   | 0.460   | 0.491  | 0.498   | 0.390 | 1400   | 747     | 13              | 13 | 7  | 9  | 8  | 9  |
| Boston College |      |     | ACC        | 14   | 0.459   | 0.394  | 0.411   | 0.570 | 1124   | 617     | 12              | 12 | 15 | 15 | 16 | 15 |
| Clemson        |      |     | ACC        | 15   | 0.384   | 0.365  | 0.378   | 0.410 | 1041   | 567     | 7               | 3  | 11 | 12 | 12 | 11 |
| Tennessee      |      |     | SEC        | 16   | 0.325   | 0.305  | 0.320   | 0.350 | 870    | 480     | 11              | 6  | 9  | 11 | 9  | 5  |
| BYU            |      |     | MWC        | 17   | 0.303   | 0.320  | 0.308   | 0.280 | 912    | 462     | 8               | 7  | 10 | 2  | 3  | 10 |
| Wisconsin      |      |     | Big Ten    | 18   | 0.292   | 0.379  | 0.396   | 0.100 | 1079   | 594     | 3               | 11 | 0  | 5  | 0  | 2  |
| Texas          |      |     | Big 12     | 19   | 0.252   | 0.345  | 0.332   | 0.080 | 983    | 498     | 5               | 0  | 4  | 0  | 0  | 4  |
| Virginia       |      |     | ACC        | 20   | 0.235   | 0.193  | 0.221   | 0.290 | 551    | 332     | 6               | 2  | 8  | 7  | 10 | 8  |
| S. Florida     |      |     | Big East   | 21   | 0.211   | 0.127  | 0.077   | 0.430 | 362    | 115     | 10              | 0  | 13 | 10 | 11 | 12 |
| Cincinnati     |      |     | Big East   | 22   | 0.179   | 0.204  | 0.143   | 0.190 | 580    | 215     | 1               | 5  | 6  | 4  | 4  | 6  |
| Auburn         |      |     | SEC        | 23   | 0.157   | 0.157  | 0.193   | 0.120 | 448    | 289     | 2               | 0  | 2  | 8  | 7  | 1  |
| Boise St.      |      |     | WAC        | 24   | 0.118   | 0.190  | 0.164   | 0.000 | 541    | 246     | 0               | 10 | 0  | 0  | 0  | 0  |
| Connecticut    |      |     | Big East   | 25   | 0.075   | 0.018  | 0.015   | 0.190 | 52     | 23      | 0               | 8  | 3  | 3  | 6  | 7  |


\* - conference champion

Notes:

- Rankings determined using the current (enacted 2005) BCS formula.
- Data from:
  - *BCS Standings - December 2, 2007*. Retrieved 2 December 2007, from ESPN - College Football BCS Standings.
  - Web site: <http://sports.espn.go.com/nfc/BCSStandings>

- AH - Anderson & Hester
- RB - Richard Billingsley
- CM - Colley Matrix
- KM - Kenneth Massey
- JS - Jeff Sagarin
- PW - Dr. Peter Wolfe

# 2007 EBS Tournament Schedule



| Rank | Team           | Seed | Bid | Conference |
|------|----------------|------|-----|------------|
| 1    | Ohio St.       | 1    | C   | * Big Ten  |
| 2    | LSU            | 2    | C   | * SEC      |
| 3    | Virginia Tech  | 3    | C   | * ACC      |
| 4    | Oklahoma       | 4    | C   | * Big 12   |
| 5    | Georgia        | 5    | L   | SEC        |
| 6    | Missouri       | 6    | L   | Big 12     |
| 7    | S. California  | 7    | C   | * Pac-10   |
| 8    | Kansas         | 8    | L   | Big 12     |
| 9    | West Virginia  | 9    | C   | * Big East |
| 10   | Hawai'i        | 10   | M   | * WAC      |
| 11   | Arizona St.    | 11   | L   | Pac-10     |
| 12   | Florida        | 12   | L   | SEC        |
| 13   | Illinois       |      |     | Big Ten    |
| 14   | Boston College |      |     | ACC        |
| 15   | Clemson        |      |     | ACC        |
| 16   | Tennessee      |      |     | SEC        |
| 17   | BYU            |      |     | MWC        |
| 18   | Wisconsin      |      |     | Big Ten    |
| 19   | Texas          |      |     | Big 12     |
| 20   | Virginia       |      |     | ACC        |
| 21   | S. Florida     |      |     | Big East   |
| 22   | Cincinnati     |      |     | Big East   |
| 23   | Auburn         |      |     | SEC        |
| 24   | Boise St.      |      |     | WAC        |
| 25   | Connecticut    |      |     | Big East   |

| Date                       | Time   | Bowl                | Site              | Matchup                  |
|----------------------------|--------|---------------------|-------------------|--------------------------|
| <b>FIRST ROUND GAMES</b>   |        |                     |                   |                          |
| Thu 12/20                  | 8:00 P | Champs Sports Bowl  | Orlando, FL       | Kansas vs West Virginia  |
| Sat 12/22                  | 1:00 P | PapaJohns.com Bowl  | Birmingham, AL    | Georgia vs Arizona St.   |
|                            | 4:30 P | New Mexico Bowl     | Albuquerque, NM   | Missouri vs Florida      |
|                            | 8:00 P | Emerald Bowl        | San Francisco, CA | S. California vs Hawai'i |
| <b>QUARTERFINAL GAMES</b>  |        |                     |                   |                          |
| Tue 1/1                    | 1:00 P | Cotton Bowl         | Dallas, TX        | Oklahoma vs #5/#11       |
|                            | 4:30 P | Rose Bowl           | Pasadena, CA      | Ohio St. vs #8/#9        |
| Wed 1/2                    | 8:00 P | Capital One Bowl    | Orlando, FL       | LSU vs #7/#10            |
|                            | 8:00 P | Fiesta Bowl         | Glendale, AZ      | Virginia Tech vs #6/#12  |
| <b>SEMIFINAL GAMES</b>     |        |                     |                   |                          |
| Tue 1/8                    | 8:00 P | Orange Bowl         | Miami Gardens, FL | Capital One vs Fiesta    |
| Wed 1/9                    | 8:00 P | Fiesta Bowl         | Glendale, AZ      | Rose vs Cotton           |
| <b>NATIONAL TITLE GAME</b> |        |                     |                   |                          |
| Tue 1/15                   | 8:00 P | National Title Game | TBD               | Orange vs Fiesta         |
| <b>All times are ET</b>    |        |                     |                   |                          |

**Note:** Arizona State's & Florida's first-round matchups were switched. See "Team Assignment to Bowls" for details.

- \* - Conference Champion
- C - Yearly Conference Champion Qualifier
- M - Merit Conference Champion Qualifier
- A - Automatic Qualifier
- L - At-Large Qualifier

## 2006 Rankings

| Team           | Seed | Bid | Conference  | BCS  |         | Harris | Coaches | CPU   | Harris | Coaches | Computer Points |    |    |    |    |    |
|----------------|------|-----|-------------|------|---------|--------|---------|-------|--------|---------|-----------------|----|----|----|----|----|
|                |      |     |             | Rank | Average | Pct.   | Pct.    | Pct.  | Points | Points  | AH              | RB | CM | KM | JS | PW |
| Ohio St.       | 1    | C   | * Big Ten   | 1    | 0.992   | 0.991  | 0.984   | 1.000 | 2824   | 1550    | 25              | 25 | 24 | 25 | 25 | 25 |
| Florida        | 2    | C   | * SEC       | 2    | 0.937   | 0.937  | 0.933   | 0.940 | 2670   | 1470    | 24              | 23 | 25 | 24 | 23 | 23 |
| Michigan       | 5    | L   | Big Ten     | 3    | 0.927   | 0.924  | 0.917   | 0.940 | 2632   | 1444    | 23              | 24 | 23 | 23 | 24 | 24 |
| LSU            | 6    | L   | SEC         | 4    | 0.826   | 0.832  | 0.825   | 0.820 | 2372   | 1299    | 22              | 17 | 19 | 21 | 21 | 21 |
| S. California  | 3    | C   | * Pac-10    | 5    | 0.789   | 0.762  | 0.745   | 0.860 | 2173   | 1173    | 20              | 18 | 22 | 22 | 22 | 22 |
| Louisville     | 4    | C   | * Big East  | 6    | 0.788   | 0.797  | 0.777   | 0.790 | 2272   | 1223    | 21              | 22 | 21 | 17 | 13 | 20 |
| Wisconsin      | 7    | L   | Big Ten     | 7    | 0.741   | 0.782  | 0.802   | 0.640 | 2229   | 1263    | 11              | 21 | 16 | 13 | 18 | 17 |
| Boise St.      | 8    | M   | * WAC       | 8    | 0.704   | 0.684  | 0.669   | 0.760 | 1950   | 1053    | 19              | 16 | 20 | 19 | 20 | 18 |
| Auburn         | 9    | L   | SEC         | 9    | 0.643   | 0.605  | 0.635   | 0.690 | 1725   | 1000    | 17              | 12 | 17 | 20 | 19 | 16 |
| Oklahoma       | 10   | C   | * Big 12    | 10   | 0.624   | 0.694  | 0.708   | 0.470 | 1977   | 1115    | 15              | 19 | 13 | 8  | 7  | 11 |
| Notre Dame     | 11   | A   | Independent | 11   | 0.624   | 0.605  | 0.586   | 0.680 | 1725   | 923     | 18              | 15 | 18 | 15 | 17 | 19 |
| Arkansas       |      |     | SEC         | 12   | 0.512   | 0.520  | 0.507   | 0.510 | 1483   | 798     | 10              | 9  | 10 | 18 | 16 | 15 |
| West Virginia  |      |     | Big East    | 13   | 0.503   | 0.521  | 0.508   | 0.480 | 1485   | 800     | 14              | 13 | 15 | 11 | 8  | 10 |
| Wake Forest    | 12   | C   | * ACC       | 14   | 0.427   | 0.479  | 0.473   | 0.330 | 1366   | 745     | 9               | 14 | 8  | 7  | 5  | 9  |
| Virginia Tech  |      |     | ACC         | 15   | 0.424   | 0.476  | 0.496   | 0.300 | 1358   | 781     | 8               | 20 | 9  | 6  | 4  | 7  |
| Rutgers        |      |     | Big East    | 16   | 0.407   | 0.380  | 0.360   | 0.480 | 1083   | 567     | 16              | 11 | 12 | 10 | 11 | 14 |
| Tennessee      |      |     | SEC         | 17   | 0.382   | 0.330  | 0.317   | 0.500 | 940    | 500     | 13              | 10 | 11 | 14 | 14 | 12 |
| California     |      |     | Pac-10      | 18   | 0.358   | 0.258  | 0.277   | 0.540 | 736    | 436     | 12              | 7  | 14 | 16 | 15 | 13 |
| Texas          |      |     | Big 12      | 19   | 0.285   | 0.334  | 0.370   | 0.150 | 952    | 582     | 6               | 4  | 6  | 0  | 0  | 5  |
| BYU            |      |     | * MWC       | 20   | 0.206   | 0.294  | 0.234   | 0.090 | 838    | 369     | 4               | 1  | 5  | 0  | 0  | 4  |
| Texas A&M      |      |     | Big 12      | 21   | 0.145   | 0.193  | 0.192   | 0.050 | 551    | 303     | 3               | 8  | 2  | 0  | 0  | 0  |
| Oregon St.     |      |     | Pac-10      | 22   | 0.143   | 0.045  | 0.046   | 0.340 | 127    | 72      | 7               | 0  | 7  | 12 | 12 | 8  |
| Nebraska       |      |     | Big 12      | 23   | 0.092   | 0.124  | 0.154   | 0.000 | 352    | 242     | 0               | 0  | 0  | 0  | 0  | 0  |
| Boston College |      |     | ACC         | 24   | 0.088   | 0.112  | 0.111   | 0.040 | 318    | 175     | 1               | 0  | 4  | 0  | 0  | 3  |
| UCLA           |      |     | Pac-10      | 25   | 0.065   | 0.004  | 0.000   | 0.190 | 10     | 0       | 5               | 2  | 3  | 9  | 10 | 2  |

\* - conference champion

Notes:

- Rankings determined using the current (enacted 2005) BCS formula.

- Data from:

- *Bowl Championship Series Standings* (2006, December 3). Retrieved 3 December 2006, from Fox Sports - BCSFootball - BCS Football. Web site: [http://msn.foxsports.com/id/6234594\\_37\\_1.pdf](http://msn.foxsports.com/id/6234594_37_1.pdf)

AH - Anderson & Hester

RB - Richard Billingsley

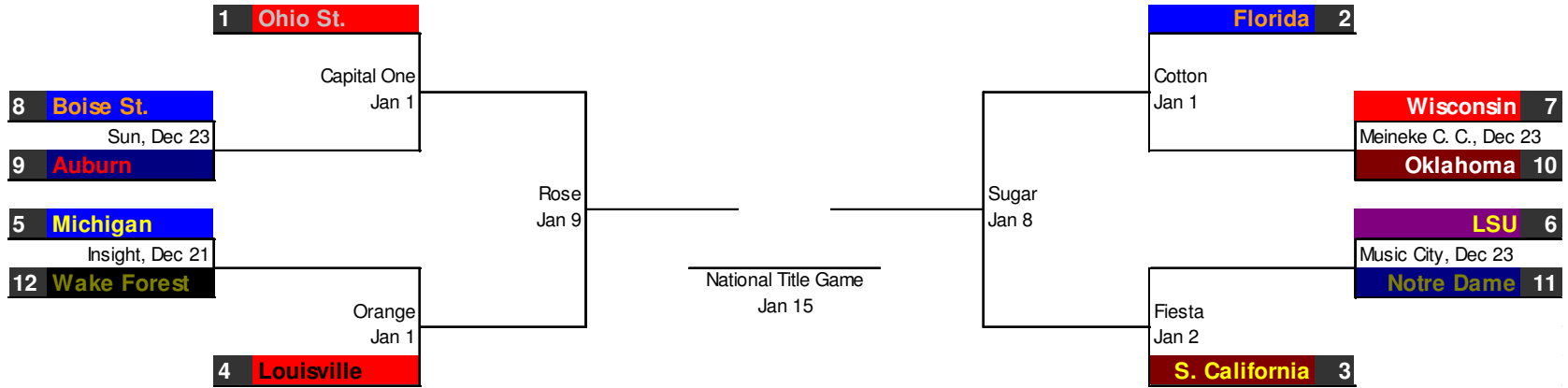
CM - Colley Matrix

KM - Kenneth Massey

JS - Jeff Sagarin

PW - Dr. Peter Wolfe

## 2006 EBS Tournament Schedule



| Rank | Team           | Seed | Bid | Conference  |
|------|----------------|------|-----|-------------|
| 1    | Ohio St.       | 1    | C   | * Big Ten   |
| 2    | Florida        | 2    | C   | * SEC       |
| 3    | Michigan       | 5    | L   | Big Ten     |
| 4    | LSU            | 6    | L   | SEC         |
| 5    | S. California  | 3    | C   | * Pac-10    |
| 6    | Louisville     | 4    | C   | * Big East  |
| 7    | Wisconsin      | 7    | L   | Big Ten     |
| 8    | Boise St.      | 8    | M   | * WAC       |
| 9    | Auburn         | 9    | L   | SEC         |
| 10   | Oklahoma       | 10   | C   | * Big 12    |
| 11   | Notre Dame     | 11   | A   | Independent |
| 12   | Arkansas       |      |     | SEC         |
| 13   | West Virginia  |      |     | Big East    |
| 14   | Wake Forest    | 12   | C   | * ACC       |
| 15   | Virginia Tech  |      |     | ACC         |
| 16   | Rutgers        |      |     | Big East    |
| 17   | Tennessee      |      |     | SEC         |
| 18   | California     |      |     | Pac-10      |
| 19   | Texas          |      |     | Big 12      |
| 20   | BYU            |      |     | * MWC       |
| 21   | Texas A&M      |      |     | Big 12      |
| 22   | Oregon St.     |      |     | Pac-10      |
| 23   | Nebraska       |      |     | Big 12      |
| 24   | Boston College |      |     | ACC         |
| 25   | UCLA           |      |     | Pac-10      |

| Date                       | Time   | Bowl                | Site              | Matchup                 |
|----------------------------|--------|---------------------|-------------------|-------------------------|
| <b>FIRST ROUND GAMES</b>   |        |                     |                   |                         |
| Thu 12/21                  | 8:00 P | Insight Bowl        | Tempe, AZ         | Michigan vs Wake Forest |
| Sat 12/23                  | 1:00 P | Meineke C. C. Bowl  | Charlotte, NC     | Wisconsin vs Oklahoma   |
|                            | 4:30 P | Music City Bowl     | Nashville, TN     | LSU vs Notre Dame       |
|                            | 8:00 P | Sun Bowl            | El Paso, TX       | Boise St. vs Auburn     |
| <b>QUARTERFINAL GAMES</b>  |        |                     |                   |                         |
| Mon 1/1                    | 1:00 P | Cotton Bowl         | Dallas, TX        | Florida vs #7/#10       |
|                            | 4:30 P | Capital One Bowl    | Orlando, FL       | Ohio St. vs #8/#9       |
|                            | 8:00 P | Orange Bowl         | Miami Gardens, FL | Louisville vs #5/#12    |
| Tue 1/2                    | 8:00 P | Fiesta Bowl         | Glendale, AZ      | S. California vs #6/#11 |
| <b>SEMIFINAL GAMES</b>     |        |                     |                   |                         |
| Mon 1/8                    | 8:00 P | Sugar Bowl          | New Orleans, LA   | Cotton .vs Fiesta       |
| Tue 1/9                    | 8:00 P | Rose Bowl           | Pasadena, CA      | Capital One vs Orange   |
| <b>NATIONAL TITLE GAME</b> |        |                     |                   |                         |
| Mon 1/15                   | 8:00 P | National Title Game | TBD               | Sugar vs Rose           |
| <b>All times are ET</b>    |        |                     |                   |                         |

- \* - Conference Champion
- C - Yearly Conference Champion Qualifier
- M - Merit Conference Champion Qualifier
- A - Automatic Qualifier
- L - At-Large Qualifier

## 2005 Rankings

| Team           | Seed | Bid | Conference  | BCS  |         | Harris | Coaches | CPU   | Harris | Coaches | Computer Points |    |    |    |    |    |
|----------------|------|-----|-------------|------|---------|--------|---------|-------|--------|---------|-----------------|----|----|----|----|----|
|                |      |     |             | Rank | Average | Pct.   | Pct.    | Pct.  | Points | Points  | AH              | RB | CM | KM | JS | PW |
| S. California  | 1    | C   | * Pac-10    | 1    | 0.987   | 0.995  | 0.995   | 0.970 | 2811   | 1543    | 25              | 25 | 24 | 24 | 24 | 24 |
| Texas          | 2    | C   | * Big 12    | 2    | 0.973   | 0.965  | 0.965   | 0.990 | 2726   | 1495    | 24              | 24 | 25 | 25 | 25 | 25 |
| Penn St.       | 3    | C   | * Big Ten   | 3    | 0.919   | 0.918  | 0.919   | 0.920 | 2592   | 1424    | 23              | 23 | 23 | 23 | 23 | 23 |
| Ohio St.       | 5    | L   | Big Ten     | 4    | 0.856   | 0.849  | 0.839   | 0.880 | 2398   | 1300    | 22              | 17 | 22 | 22 | 22 | 22 |
| Oregon         | 6    | L   | Pac-10      | 5    | 0.799   | 0.781  | 0.796   | 0.820 | 2205   | 1234    | 21              | 15 | 21 | 19 | 21 | 21 |
| Notre Dame     | 4    | A   | Independent | 6    | 0.733   | 0.812  | 0.786   | 0.600 | 2295   | 1219    | 17              | 12 | 16 | 12 | 18 | 15 |
| Georgia        | 7    | C   | * SEC       | 7    | 0.718   | 0.727  | 0.708   | 0.720 | 2053   | 1097    | 20              | 22 | 18 | 16 | 14 | 18 |
| Miami (FL)     | 8    | L   | ACC         | 8    | 0.704   | 0.687  | 0.694   | 0.730 | 1942   | 1075    | 18              | 19 | 17 | 20 | 19 | 17 |
| Auburn         | 9    | L   | SEC         | 9    | 0.675   | 0.738  | 0.736   | 0.550 | 2085   | 1141    | 12              | 21 | 14 | 15 | 11 | 14 |
| Virginia Tech  |      |     | ACC         | 10   | 0.672   | 0.608  | 0.616   | 0.790 | 1719   | 955     | 19              | 16 | 20 | 21 | 20 | 20 |
| West Virginia  | 10   | C   | * Big East  | 11   | 0.640   | 0.592  | 0.619   | 0.710 | 1673   | 959     | 14              | 18 | 19 | 18 | 16 | 19 |
| LSU            |      |     | SEC         | 12   | 0.629   | 0.641  | 0.646   | 0.600 | 1812   | 1002    | 16              | 20 | 15 | 11 | 13 | 16 |
| Alabama        |      |     | SEC         | 13   | 0.454   | 0.514  | 0.508   | 0.340 | 1451   | 787     | 8               | 13 | 10 | 7  | 6  | 9  |
| TCU            | 11   | M   | * MWC       | 14   | 0.445   | 0.470  | 0.474   | 0.390 | 1328   | 734     | 13              | 14 | 13 | 0  | 1  | 12 |
| Texas Tech     |      |     | Big 12      | 15   | 0.429   | 0.406  | 0.410   | 0.470 | 1147   | 636     | 10              | 9  | 12 | 14 | 12 | 13 |
| UCLA           |      |     | Pac-10      | 16   | 0.369   | 0.355  | 0.343   | 0.410 | 1004   | 531     | 15              | 11 | 11 | 2  | 8  | 11 |
| Florida        |      |     | SEC         | 17   | 0.306   | 0.355  | 0.342   | 0.220 | 1004   | 530     | 6               | 6  | 7  | 3  | 2  | 7  |
| Wisconsin      |      |     | Big Ten     | 18   | 0.302   | 0.239  | 0.257   | 0.410 | 675    | 399     | 9               | 3  | 9  | 13 | 15 | 10 |
| Louisville     |      |     | Big East    | 19   | 0.262   | 0.360  | 0.377   | 0.050 | 1016   | 585     | 1               | 10 | 3  | 0  | 0  | 1  |
| Michigan       |      |     | Big Ten     | 20   | 0.258   | 0.197  | 0.177   | 0.400 | 556    | 274     | 7               | 4  | 8  | 17 | 17 | 8  |
| Boston College |      |     | ACC         | 21   | 0.245   | 0.270  | 0.275   | 0.190 | 763    | 427     | 4               | 8  | 6  | 5  | 4  | 3  |
| Florida St.    | 12   | C   | * ACC       | 22   | 0.111   | 0.168  | 0.165   | 0.000 | 474    | 256     | 0               | 0  | 0  | 1  | 0  | 0  |
| Oklahoma       |      |     | Big 12      | 23   | 0.100   | 0.031  | 0.029   | 0.240 | 87     | 45      | 11              | 0  | 5  | 8  | 5  | 6  |
| Georgia Tech   |      |     | ACC         | 24   | 0.094   | 0.100  | 0.074   | 0.110 | 282    | 114     | 2               | 5  | 1  | 4  | 3  | 2  |
| Northwestern   |      |     | Big Ten     | 25   | 0.089   | 0.011  | 0.015   | 0.240 | 30     | 24      | 5               | 1  | 4  | 10 | 10 | 5  |

\* - conference champion

Notes:

- Rankings determined using the current (enacted 2005) BCS formula.

- Data from:

- *Final 2005 Bowl Championship Series Standings* (2005, December 4). Retrieved 11 November 2006, from Fox Sports - BCSFootball - BCS Standings Archive. Web site: [http://msn.foxsports.com/id/7894701\\_37\\_1.pdf](http://msn.foxsports.com/id/7894701_37_1.pdf)

AH - Anderson & Hester

RB - Richard Billingsley

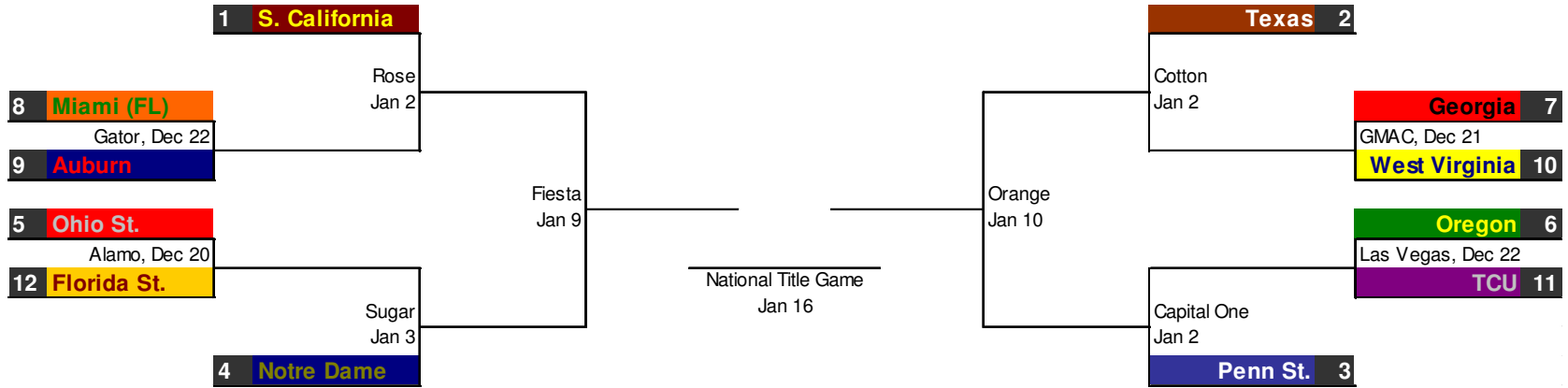
CM - Colley Matrix

KM - Kenneth Massey

JS - Jeff Sagarin

PW - Dr. Peter Wolfe

## 2005 EBS Tournament Schedule



| Rank | Team           | Seed | Bid | Conference  |
|------|----------------|------|-----|-------------|
| 1    | S. California  | 1    | C   | * Pac-10    |
| 2    | Texas          | 2    | C   | * Big 12    |
| 3    | Penn St.       | 3    | C   | * Big Ten   |
| 4    | Ohio St.       | 5    | L   | Big Ten     |
| 5    | Oregon         | 6    | L   | Pac-10      |
| 6    | Notre Dame     | 4    | A   | Independent |
| 7    | Georgia        | 7    | C   | * SEC       |
| 8    | Miami (FL)     | 8    | L   | ACC         |
| 9    | Auburn         | 9    | L   | SEC         |
| 10   | Virginia Tech  |      |     | ACC         |
| 11   | West Virginia  | 10   | C   | * Big East  |
| 12   | LSU            |      |     | SEC         |
| 13   | Alabama        |      |     | SEC         |
| 14   | TCU            | 11   | M   | * MWC       |
| 15   | Texas Tech     |      |     | Big 12      |
| 16   | UCLA           |      |     | Pac-10      |
| 17   | Florida        |      |     | SEC         |
| 18   | Wisconsin      |      |     | Big Ten     |
| 19   | Louisville     |      |     | Big East    |
| 20   | Michigan       |      |     | Big Ten     |
| 21   | Boston College |      |     | ACC         |
| 22   | Florida St.    | 12   | C   | * ACC       |
| 23   | Oklahoma       |      |     | Big 12      |
| 24   | Georgia Tech   |      |     | ACC         |
| 25   | Northwestern   |      |     | Big Ten     |

| Date                       | Time    | Bowl                | Site              | Matchup                  |
|----------------------------|---------|---------------------|-------------------|--------------------------|
| <b>FIRST ROUND GAMES</b>   |         |                     |                   |                          |
| Tue 12/20                  | 8:00 P  | Alamo Bowl          | San Antonio, TX   | Ohio St. vs Florida St.  |
| Wed 12/21                  | 8:00 P  | GMAC Bowl           | Mobile, AL        | Georgia vs West Virginia |
| Thu 12/22                  | 7:00 P  | Gator Bowl          | Jacksonville, FL  | Miami (FL) vs Auburn     |
|                            | 10:00 P | Las Vegas Bowl      | Las Vegas, NV     | Oregon vs TCU            |
| <b>QUARTERFINAL GAMES</b>  |         |                     |                   |                          |
| Mon 1/2                    | 1:00 P  | Capital One Bowl    | Orlando, FL       | Penn St. vs #6/#11       |
|                            | 4:30 P  | Rose Bowl           | Pasadena, CA      | S. California vs #8/#9   |
|                            | 8:00 P  | Cotton Bowl         | Dallas, TX        | Texas vs #7/#10          |
| Tue 1/3                    | 8:00 P  | Sugar Bowl          | New Orleans, LA   | Notre Dame vs #5/#12     |
| <b>SEMIFINAL GAMES</b>     |         |                     |                   |                          |
| Mon 1/9                    | 8:00 P  | Fiesta Bowl         | Glendale, AZ      | Rose vs Sugar            |
| Tue 1/10                   | 8:00 P  | Orange Bowl         | Miami Gardens, FL | Cotton vs Capital One    |
| <b>NATIONAL TITLE GAME</b> |         |                     |                   |                          |
| Mon 1/16                   | 8:00 P  | National Title Game | TBD               | Fiesta vs Orange         |
| <b>All times are ET</b>    |         |                     |                   |                          |

- \* - Conference Champion
- C** - Yearly Conference Champion Qualifier
- M** - Merit Conference Champion Qualifier
- A** - Automatic Qualifier
- L** - At-Large Qualifier

# 2004 Rankings

| Team          | Seed | Bid | Conference | BCS  |         | AP    | Coaches | Computer | AP     | Coaches | Computer Points |    |    |    |    |    |
|---------------|------|-----|------------|------|---------|-------|---------|----------|--------|---------|-----------------|----|----|----|----|----|
|               |      |     |            | Rank | Average | Pct.  | Pct.    | Pct.     | Points | Points  | AH              | RB | CM | KM | JS | PW |
| S. California | 1    | C   | * Pac-10   | 1    | 0.977   | 0.984 | 0.977   | 0.970    | 1599   | 1490    |                 |    |    |    |    |    |
| Oklahoma      | 2    | C   | * Big 12   | 2    | 0.968   | 0.958 | 0.957   | 0.990    | 1556   | 1459    |                 |    |    |    |    |    |
| Auburn        | 3    | C   | * SEC      | 3    | 0.933   | 0.938 | 0.941   | 0.920    | 1525   | 1435    |                 |    |    |    |    |    |
| Texas         | 5    | L   | Big 12     | 4    | 0.848   | 0.823 | 0.840   | 0.880    | 1337   | 1281    |                 |    |    |    |    |    |
| California    | 6    | L   | Pac-10     | 5    | 0.835   | 0.861 | 0.843   | 0.800    | 1399   | 1286    |                 |    |    |    |    |    |
| Utah          | 4    | M   | * MWC      | 6    | 0.818   | 0.828 | 0.797   | 0.830    | 1345   | 1215    |                 |    |    |    |    |    |
| Georgia       | 7    | L   | SEC        | 7    | 0.697   | 0.687 | 0.732   | 0.670    | 1117   | 1117    |                 |    |    |    |    |    |
| Virginia Tech | 8    | C   | * ACC      | 8    | 0.671   | 0.684 | 0.680   | 0.650    | 1111   | 1037    |                 |    |    |    |    |    |
| Boise St.     | 9    | A   | * WAC      | 9    | 0.656   | 0.591 | 0.618   | 0.760    | 960    | 943     |                 |    |    |    |    |    |
| Louisville    | 10   | A   | * C-USA    | 10   | 0.649   | 0.728 | 0.699   | 0.520    | 1183   | 1066    |                 |    |    |    |    |    |
| LSU           |      |     | SEC        | 11   | 0.611   | 0.572 | 0.611   | 0.650    | 929    | 932     |                 |    |    |    |    |    |
| Iowa          |      |     | Big Ten    | 12   | 0.555   | 0.583 | 0.532   | 0.550    | 948    | 812     |                 |    |    |    |    |    |
| Michigan      | 11   | C   | * Big Ten  | 13   | 0.506   | 0.564 | 0.573   | 0.380    | 917    | 874     |                 |    |    |    |    |    |
| Miami (FL)    |      |     | ACC        | 14   | 0.470   | 0.478 | 0.484   | 0.450    | 776    | 738     |                 |    |    |    |    |    |
| Tennessee     |      |     | SEC        | 15   | 0.406   | 0.401 | 0.367   | 0.450    | 651    | 559     |                 |    |    |    |    |    |
| Florida St.   |      |     | ACC        | 16   | 0.347   | 0.398 | 0.422   | 0.220    | 647    | 643     |                 |    |    |    |    |    |
| Wisconsin     |      |     | Big Ten    | 17   | 0.344   | 0.399 | 0.393   | 0.240    | 648    | 599     |                 |    |    |    |    |    |
| Virginia      |      |     | ACC        | 18   | 0.298   | 0.297 | 0.298   | 0.300    | 482    | 455     |                 |    |    |    |    |    |
| Arizona St.   |      |     | Pac-10     | 19   | 0.270   | 0.137 | 0.113   | 0.560    | 222    | 173     |                 |    |    |    |    |    |
| Texas A&M     |      |     | Big 12     | 20   | 0.222   | 0.131 | 0.096   | 0.440    | 213    | 147     |                 |    |    |    |    |    |
| Pittsburgh    | 12   | C   | * Big East | 21   | 0.155   | 0.255 | 0.209   | 0.000    | 415    | 318     |                 |    |    |    |    |    |
| Texas Tech    |      |     | Big 12     | 22   | 0.149   | 0.103 | 0.153   | 0.190    | 168    | 234     |                 |    |    |    |    |    |
| Florida       |      |     | SEC        | 23   | 0.137   | 0.200 | 0.212   | 0.000    | 325    | 324     |                 |    |    |    |    |    |
| Oklahoma St.  |      |     | Big 12     | 24   | 0.094   | 0.010 | 0.023   | 0.250    | 16     | 35      |                 |    |    |    |    |    |
| Ohio St.      |      |     | Big Ten    | 25   | 0.085   | 0.095 | 0.119   | 0.040    | 155    | 181     |                 |    |    |    |    |    |

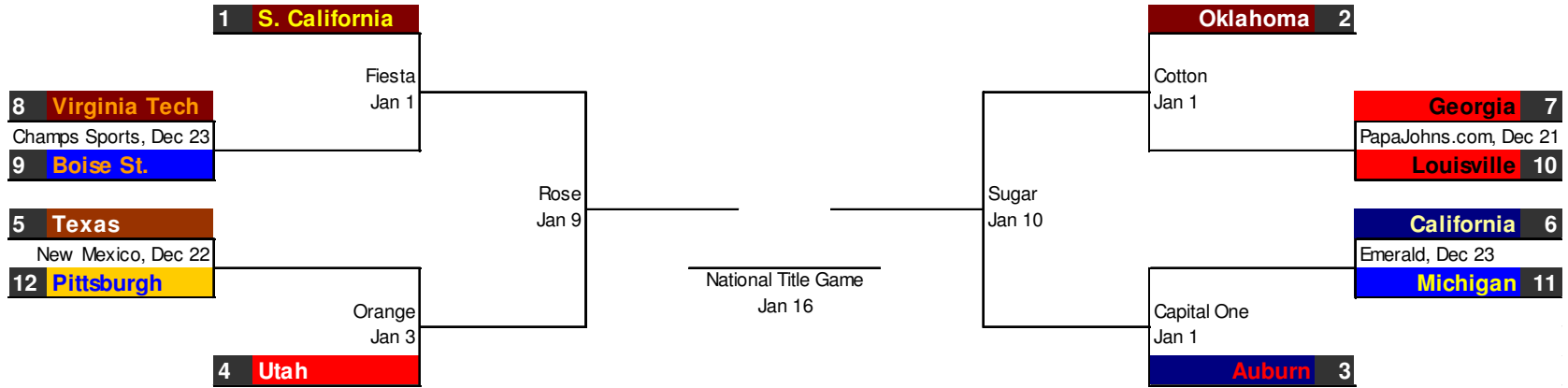
\* - conference champion

Notes:

- Rankings determined using the current (enacted 2005) BCS formula with the following exceptions:
  - The AP Poll was substituted for the Harris Poll.
  - Individual computer rankings were unavailable; however, the listed computer average was calculated using correct method.
- Data from:
  - *2004 Final Bowl Championship Series Standings* (2004, December 5). Retrieved 11 November 2006, from Fox Sports - BCSFootball - BCS Standings Archive. Web site: [http://msn.foxsports.com/id/7894699\\_37\\_1.pdf](http://msn.foxsports.com/id/7894699_37_1.pdf)

- AH - Anderson & Hester
- RB - Richard Billingsley
- CM - Colley Matrix
- KM - Kenneth Massey
- JS - Jeff Sagarin
- PW - Dr. Peter Wolfe

## 2004 EBS Tournament Schedule



| Rank | Team          | Seed | Bid | Conference |
|------|---------------|------|-----|------------|
| 1    | S. California | 1    | C   | * Pac-10   |
| 2    | Oklahoma      | 2    | C   | * Big 12   |
| 3    | Auburn        | 3    | C   | * SEC      |
| 4    | Texas         | 5    | L   | Big 12     |
| 5    | California    | 6    | L   | Pac-10     |
| 6    | Utah          | 4    | M   | * MWC      |
| 7    | Georgia       | 7    | L   | SEC        |
| 8    | Virginia Tech | 8    | C   | * ACC      |
| 9    | Boise St.     | 9    | A   | * WAC      |
| 10   | Louisville    | 10   | A   | * C-USA    |
| 11   | LSU           |      |     | SEC        |
| 12   | Iowa          |      |     | Big Ten    |
| 13   | Michigan      | 11   | C   | * Big Ten  |
| 14   | Miami (FL)    |      |     | ACC        |
| 15   | Tennessee     |      |     | SEC        |
| 16   | Florida St.   |      |     | ACC        |
| 17   | Wisconsin     |      |     | Big Ten    |
| 18   | Virginia      |      |     | ACC        |
| 19   | Arizona St.   |      |     | Pac-10     |
| 20   | Texas A&M     |      |     | Big 12     |
| 21   | Pittsburgh    | 12   | C   | * Big East |
| 22   | Texas Tech    |      |     | Big 12     |
| 23   | Florida       |      |     | SEC        |
| 24   | Oklahoma St.  |      |     | Big 12     |
| 25   | Ohio St.      |      |     | Big Ten    |

| Date                       | Time    | Bowl                | Site              | Matchup                    |
|----------------------------|---------|---------------------|-------------------|----------------------------|
| <b>FIRST ROUND GAMES</b>   |         |                     |                   |                            |
| Tue 12/21                  | 8:00 P  | PapaJohns.com Bowl  | Birmingham, AL    | Georgia vs Louisville      |
| Wed 12/22                  | 8:00 P  | New Mexico Bowl     | Albuquerque, NM   | Texas vs Pittsburgh        |
| Thu 12/23                  | 7:00 P  | Champs Sports Bowl  | Orlando, FL       | Virginia Tech vs Boise St. |
|                            | 10:00 P | Emerald Bowl        | San Francisco, CA | California vs Michigan     |
| <b>QUARTERFINAL GAMES</b>  |         |                     |                   |                            |
| Sat 1/1                    | 1:00 P  | Capital One Bowl    | Orlando, FL       | Auburn vs #6/#11           |
|                            | 4:30 P  | Cotton Bowl         | Dallas, TX        | Oklahoma vs #7/#10         |
|                            | 8:00 P  | Fiesta Bowl         | Glendale, AZ      | S. California vs #8/#9     |
| Mon 1/3                    | 8:00 P  | Orange Bowl         | Miami Gardens, FL | Utah vs #5/#12             |
| <b>SEMIFINAL GAMES</b>     |         |                     |                   |                            |
| Sun 1/9                    | 8:00 P  | Rose Bowl           | Pasadena, CA      | Fiesta vs Orange           |
| Mon 1/10                   | 8:00 P  | Sugar Bowl          | New Orleans, LA   | Cotton vs Capital One      |
| <b>NATIONAL TITLE GAME</b> |         |                     |                   |                            |
| Sun 1/16                   | 8:00 P  | National Title Game | TBD               | Rose vs Sugar              |
| <b>All times are ET</b>    |         |                     |                   |                            |

|   |
|---|
| * - Conference Champion                         |
| <b>C</b> - Yearly Conference Champion Qualifier |
| <b>M</b> - Merit Conference Champion Qualifier  |
| <b>A</b> - Automatic Qualifier                  |
| <b>L</b> - At-Large Qualifier                   |

# 2003 Rankings

| Team           | Seed | Bid | Conference | BCS  |         | AP    | Coaches | Computer | AP     | Coaches | Computer Points |    |    |    |    |    |
|----------------|------|-----|------------|------|---------|-------|---------|----------|--------|---------|-----------------|----|----|----|----|----|
|                |      |     |            | Rank | Average | Pct.  | Pct.    | Pct.     | Points | Points  | AH              | RB | CM | KM | JS | PW |
| LSU            | 1    | C   | * SEC      | 1    | 0.965   | 0.972 | 0.963   | 0.960    | 1580   | 1516    | 24              | 24 | 24 | 25 | 24 | 24 |
| S. California  | 2    | C   | * Pac-10   | 2    | 0.960   | 0.982 | 0.979   | 0.920    | 1595   | 1542    | 23              | 23 | 23 | 23 | 22 | 23 |
| Oklahoma       | 5    | L   | Big 12     | 3    | 0.946   | 0.918 | 0.920   | 1.000    | 1491   | 1449    | 25              | 25 | 25 | 24 | 25 | 25 |
| Michigan       | 3    | C   | * Big Ten  | 4    | 0.866   | 0.884 | 0.884   | 0.830    | 1437   | 1393    | 19              | 22 | 20 | 21 | 21 | 21 |
| Texas          | 6    | L   | Big 12     | 5    | 0.780   | 0.814 | 0.808   | 0.720    | 1322   | 1272    | 21              | 17 | 18 | 19 | 18 | 16 |
| Ohio St.       | 7    | L   | Big Ten    | 6    | 0.768   | 0.743 | 0.742   | 0.820    | 1208   | 1168    | 20              | 20 | 22 | 22 | 20 | 19 |
| Florida St.    | 4    | C   | * ACC      | 7    | 0.719   | 0.694 | 0.714   | 0.750    | 1128   | 1124    | 18              | 18 | 21 | 18 | 19 | 20 |
| Tennessee      | 8    | L   | SEC        | 8    | 0.704   | 0.756 | 0.727   | 0.630    | 1228   | 1145    | 16              | 19 | 16 | 15 | 16 | 15 |
| Miami (FL)     | 9    | C   | * Big East | 9    | 0.675   | 0.662 | 0.663   | 0.700    | 1075   | 1044    | 17              | 21 | 19 | 17 | 15 | 17 |
| Kansas St.     | 10   | C   | * Big 12   | 10   | 0.636   | 0.708 | 0.660   | 0.540    | 1151   | 1039    | 10              | 14 | 14 | 14 | 13 | 13 |
| Georgia        | 11   | L   | SEC        | 11   | 0.630   | 0.626 | 0.634   | 0.630    | 1018   | 999     | 14              | 15 | 15 | 16 | 17 | 18 |
| Miami (OH)     | 12   | M   | * MAC      | 12   | 0.566   | 0.465 | 0.422   | 0.810    | 756    | 664     | 22              | 16 | 17 | 20 | 23 | 22 |
| Iowa           |      |     | Big Ten    | 13   | 0.502   | 0.474 | 0.533   | 0.500    | 771    | 839     | 12              | 10 | 11 | 13 | 14 | 14 |
| Purdue         |      |     | Big Ten    | 14   | 0.469   | 0.522 | 0.484   | 0.400    | 849    | 762     | 11              | 9  | 9  | 12 | 11 | 9  |
| Washington St. |      |     | Pac-10     | 15   | 0.359   | 0.393 | 0.444   | 0.240    | 638    | 699     | 8               | 7  | 7  | 4  | 5  | 5  |
| Florida        |      |     | SEC        | 16   | 0.350   | 0.381 | 0.349   | 0.320    | 619    | 550     | 2               | 12 | 3  | 11 | 10 | 8  |
| Boise St.      |      |     | * WAC      | 17   | 0.342   | 0.332 | 0.354   | 0.340    | 540    | 557     | 5               | 13 | 10 | 5  | 9  | 10 |
| TCU            |      |     | C-USA      | 18   | 0.301   | 0.241 | 0.272   | 0.390    | 392    | 429     | 15              | 11 | 13 | 2  | 4  | 11 |
| Mississippi    |      |     | SEC        | 19   | 0.285   | 0.392 | 0.333   | 0.130    | 637    | 524     | 3               | 6  | 2  | 6  | 2  | 2  |
| Nebraska       |      |     | Big 12     | 20   | 0.228   | 0.171 | 0.214   | 0.300    | 278    | 337     | 9               | 0  | 8  | 8  | 8  | 6  |
| Oklahoma St.   |      |     | Big 12     | 21   | 0.190   | 0.184 | 0.167   | 0.220    | 299    | 263     | 7               | 1  | 5  | 10 | 6  | 4  |
| Utah           |      |     | * MWC      | 22   | 0.155   | 0.065 | 0.051   | 0.350    | 106    | 80      | 13              | 5  | 12 | 9  | 7  | 7  |
| Minnesota      |      |     | Big Ten    | 23   | 0.108   | 0.082 | 0.241   | 0.000    | 134    | 379     | 0               | 2  | 0  | 0  | 0  | 0  |
| Maryland       |      |     | ACC        | 24   | 0.107   | 0.136 | 0.085   | 0.100    | 221    | 134     | 1               | 0  | 6  | 3  | 3  | 3  |
| Bowling Green  |      |     | MAC        | 25   | 0.103   | 0.058 | 0.020   | 0.230    | 95     | 32      | 0               | 0  | 4  | 7  | 12 | 12 |

\* - conference champion

Notes:

- Rankings determined using the current (enacted 2005) BCS formula with the following exceptions:

- The AP Poll was substituted for the Harris Poll.

- Data from:

- 2003 Final Bowl Championship Series Standings (2003, December 7). Retrieved 11 November 2006, from Fox Sports - BCSFootball - BCS Standings Archive. Web site: [http://msn.foxsports.com/id/7894697\\_37\\_1.pdf](http://msn.foxsports.com/id/7894697_37_1.pdf)

AH - Anderson & Hester

RB - Richard Billingsley


CM - Colley Matrix

KM - Kenneth Massey

JS - Jeff Sagarin

PW - Dr. Peter Wolfe

# 2003 EBS Tournament Schedule



| Rank | Team           | Seed | Bid | Conference |
|------|----------------|------|-----|------------|
| 1    | LSU            | 1    | C   | * SEC      |
| 2    | S. California  | 2    | C   | * Pac-10   |
| 3    | Oklahoma       | 5    | L   | Big 12     |
| 4    | Michigan       | 3    | C   | * Big Ten  |
| 5    | Texas          | 6    | L   | Big 12     |
| 6    | Ohio St.       | 7    | L   | Big Ten    |
| 7    | Florida St.    | 4    | C   | * ACC      |
| 8    | Tennessee      | 8    | L   | SEC        |
| 9    | Miami (FL)     | 9    | C   | * Big East |
| 10   | Kansas St.     | 10   | C   | * Big 12   |
| 11   | Georgia        | 11   | L   | SEC        |
| 12   | Miami (OH)     | 12   | M   | * MAC      |
| 13   | Iowa           |      |     | Big Ten    |
| 14   | Purdue         |      |     | Big Ten    |
| 15   | Washington St. |      |     | Pac-10     |
| 16   | Florida        |      |     | SEC        |
| 17   | Boise St.      |      |     | * WAC      |
| 18   | TCU            |      |     | C-USA      |
| 19   | Mississippi    |      |     | SEC        |
| 20   | Nebraska       |      |     | Big 12     |
| 21   | Oklahoma St.   |      |     | Big 12     |
| 22   | Utah           |      |     | * MWC      |
| 23   | Minnesota      |      |     | Big Ten    |
| 24   | Maryland       |      |     | ACC        |
| 25   | Bowling Green  |      |     | MAC        |

| Date                       | Time   | Bowl                | Site              | Matchup                 |
|----------------------------|--------|---------------------|-------------------|-------------------------|
| <b>FIRST ROUND GAMES</b>   |        |                     |                   |                         |
| Sat 12/20                  | 1:00 P | Sun Bowl            | El Paso, TX       | Oklahoma vs Miami (OH)  |
|                            | 4:30 P | Music City Bowl     | Nashville, TN     | Tennessee vs Kansas St. |
|                            | 8:00 P | Insight Bowl        | Tempe, AZ         | Texas vs Georgia        |
| Tue 12/23                  | 8:00 P | Meineke C. C. Bowl  | Charlotte, NC     | Ohio St. vs Miami (FL)  |
| <b>QUARTERFINAL GAMES</b>  |        |                     |                   |                         |
| Thu 1/1                    | 1:00 P | Cotton Bowl         | Dallas, TX        | Florida St. vs #5/#12   |
|                            | 4:30 P | Rose Bowl           | Pasadena, CA      | S. California vs #7/#9  |
|                            | 8:00 P | Capital One Bowl    | Orlando, FL       | Michigan vs #6/#11      |
| Fri 1/2                    | 8:00 P | Sugar Bowl          | New Orleans, LA   | LSU vs #8/#10           |
| <b>SEMIFINAL GAMES</b>     |        |                     |                   |                         |
| Thu 1/8                    | 8:00 P | Fiesta Bowl         | Glendale, AZ      | Rose vs Capital One     |
| Fri 1/9                    | 8:00 P | Orange Bowl         | Miami Gardens, FL | Sugar vs Cotton         |
| <b>NATIONAL TITLE GAME</b> |        |                     |                   |                         |
| Thu 1/15                   | 8:00 P | National Title Game | TBD               | Fiesta vs Orange        |
| <b>All times are ET</b>    |        |                     |                   |                         |

**Note:** Miami's (FL) & Kansas State's first-round matchups were switched. See "Team Assignment to Bowls" for details.

- \* - Conference Champion
- C - Yearly Conference Champion Qualifier
- M - Merit Conference Champion Qualifier
- A - Automatic Qualifier
- L - At-Large Qualifier

# 2002 Rankings

| Team            | Seed | Bid | Conference  | BCS  |         | AP    | USA Today Computer |       | AP   | USA Today |    | Computer Points |    |    |    |    |
|-----------------|------|-----|-------------|------|---------|-------|--------------------|-------|------|-----------|----|-----------------|----|----|----|----|
|                 |      |     |             | Rank | Average | Pct.  | Pct.               | Pct.  | 1850 | 1525      | AH | RB              | CM | KM | JS | PW |
| Miami (FL)      | 1    | C   | * Big East  | 1    | 0.997   | 1.000 | 1.000              | 0.990 | 1850 | 1525      | 24 | 25              | 25 | 25 | 24 |    |
| Ohio St.        | 2    | C   | * Big Ten   | 2    | 0.963   | 0.958 | 0.959              | 0.970 | 1773 | 1463      | 25 | 24              | 24 | 24 | 25 |    |
| Georgia         | 3    | C   | * SEC       | 3    | 0.892   | 0.879 | 0.877              | 0.920 | 1627 | 1337      | 23 | 23              | 23 | 22 | 23 |    |
| Iowa            | 5    | L   | Big Ten     | 4    | 0.884   | 0.907 | 0.906              | 0.840 | 1678 | 1381      | 22 | 21              | 21 | 18 | 21 |    |
| S. California   | 6    | L   | Pac-10      | 5    | 0.851   | 0.843 | 0.841              | 0.870 | 1559 | 1283      | 21 | 20              | 22 | 23 | 22 |    |
| Washington St.  | 4    | C   | * Pac-10    | 6    | 0.753   | 0.750 | 0.748              | 0.760 | 1388 | 1141      | 18 | 17              | 18 | 21 | 20 |    |
| Oklahoma        | 7    | C   | * Big 12    | 7    | 0.738   | 0.741 | 0.713              | 0.760 | 1371 | 1088      | 19 | 22              | 19 | 19 | 19 |    |
| Kansas St.      | 8    | L   | Big 12      | 8    | 0.704   | 0.755 | 0.778              | 0.580 | 1397 | 1187      | 11 | 15              | 13 | 16 | 14 |    |
| Texas           | 9    | L   | Big 12      | 9    | 0.685   | 0.701 | 0.704              | 0.650 | 1297 | 1074      | 16 | 19              | 17 | 15 | 17 |    |
| Notre Dame      | 10   | A   | Independent | 10   | 0.640   | 0.597 | 0.553              | 0.770 | 1104 | 844       | 20 | 18              | 20 | 20 | 19 |    |
| Michigan        |      |     | Big Ten     | 11   | 0.612   | 0.574 | 0.601              | 0.660 | 1061 | 917       | 17 | 10              | 16 | 17 | 16 |    |
| Penn St.        |      |     | Big Ten     | 12   | 0.557   | 0.598 | 0.604              | 0.470 | 1107 | 921       | 14 | 12              | 12 | 11 | 10 |    |
| Colorado        |      |     | Big 12      | 13   | 0.423   | 0.410 | 0.420              | 0.440 | 758  | 641       | 12 | 3               | 10 | 12 | 10 |    |
| Florida St.     | 11   | C   | * ACC       | 14   | 0.415   | 0.357 | 0.369              | 0.520 | 661  | 562       | 13 | 2               | 14 | 13 | 13 |    |
| West Virginia   |      |     | Big East    | 15   | 0.373   | 0.382 | 0.427              | 0.310 | 706  | 651       | 7  | 11              | 9  | 7  | 8  |    |
| NC State        |      |     | ACC         | 16   | 0.224   | 0.308 | 0.364              | 0.000 | 570  | 555       |    |                 |    |    |    |    |
| Boise St.       | 12   | M   | * WAC       | 17   | 0.220   | 0.273 | 0.386              | 0.000 | 505  | 588       |    |                 |    |    |    |    |
| Maryland        |      |     | ACC         | 18   | 0.183   | 0.241 | 0.308              | 0.000 | 446  | 470       |    |                 |    |    |    |    |
| Alabama (prob.) |      |     | SEC         | 19   | 0.177   | 0.532 | 0.000              | 0.000 | 984  | 0         |    |                 |    |    |    |    |
| Virginia Tech   |      |     | Big East    | 20   | 0.174   | 0.221 | 0.300              | 0.000 | 409  | 457       |    |                 |    |    |    |    |
| Auburn          |      |     | SEC         | 21   | 0.145   | 0.261 | 0.172              | 0.000 | 483  | 263       |    |                 |    |    |    |    |
| Florida         |      |     | SEC         | 22   | 0.135   | 0.167 | 0.239              | 0.000 | 309  | 364       |    |                 |    |    |    |    |
| Colorado St.    |      |     | * MWC       | 23   | 0.124   | 0.150 | 0.221              | 0.000 | 277  | 337       |    |                 |    |    |    |    |
| Pittsburgh      |      |     | Big East    | 24   | 0.091   | 0.138 | 0.134              | 0.000 | 255  | 204       |    |                 |    |    |    |    |
| Arkansas        |      |     | SEC         | 25   | 0.047   | 0.086 | 0.054              | 0.000 | 160  | 82        |    |                 |    |    |    |    |

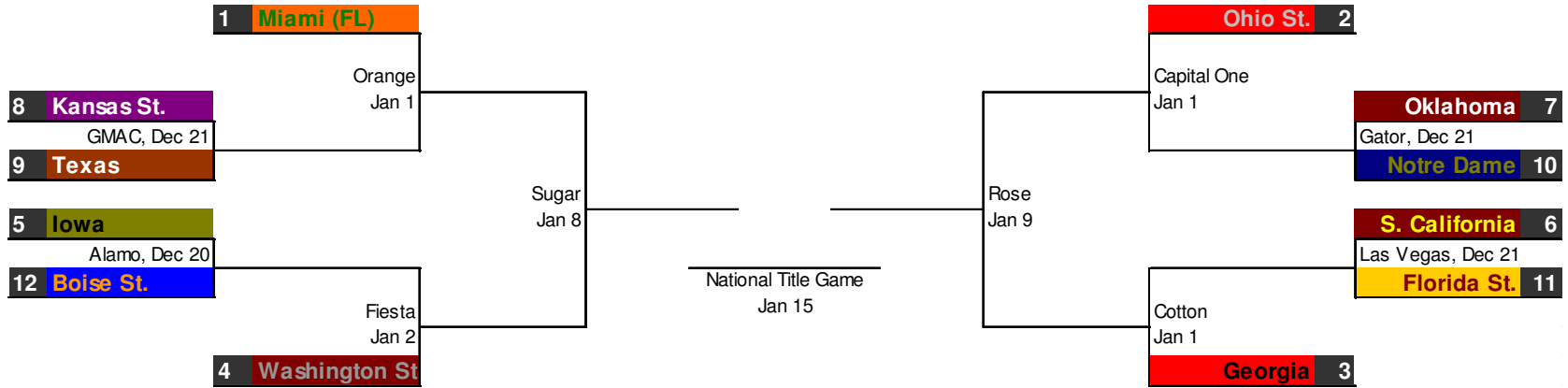
\* - conference champion

**Notes:**

- Rankings determined using the current (enacted 2005) BCS formula with the following exceptions:
  - The AP Poll was substituted for the Harris Poll.
  - Under BCS rules at the time, computer rankings were allowed to consider margin-of-victory in their calculations. They are included as is.
  - Teams for which computer rankings were unavailable were given a computer average of zero and are shown only to attempt to qualify the ranking of automatic qualifiers outside the top 15.
- Data from:
  - *2002 Final Bowl Championship Series Standings* (2002, December 8). Retrieved 11 November 2006, from Fox Sports - BCSFootball - BCS Standings Archive. Web site: [http://msn.foxsports.com/id/7894695\\_37\\_1.pdf](http://msn.foxsports.com/id/7894695_37_1.pdf)
  - USA Today/ESPN Poll. (2002, December 9). *New York Times*, p. D10.

- AH - Anderson & Hester
- RB - Richard Billingsley
- CM - Colley Matrix
- KM - Kenneth Massey
- JS - Jeff Sagarin
- PW - Dr. Peter Wolfe

## 2002 EBS Tournament Schedule



| Rank | Team            | Seed | Bid | Conference  |
|------|-----------------|------|-----|-------------|
| 1    | Miami (FL)      | 1    | C   | * Big East  |
| 2    | Ohio St.        | 2    | C   | * Big Ten   |
| 3    | Georgia         | 3    | C   | * SEC       |
| 4    | Iowa            | 5    | L   | Big Ten     |
| 5    | S. California   | 6    | L   | Pac-10      |
| 6    | Washington St.  | 4    | C   | * Pac-10    |
| 7    | Oklahoma        | 7    | C   | * Big 12    |
| 8    | Kansas St.      | 8    | L   | Big 12      |
| 9    | Texas           | 9    | L   | Big 12      |
| 10   | Notre Dame      | 10   | A   | Independent |
| 11   | Michigan        |      |     | Big Ten     |
| 12   | Penn St.        |      |     | Big Ten     |
| 13   | Colorado        |      |     | Big 12      |
| 14   | Florida St.     | 11   | C   | * ACC       |
| 15   | West Virginia   |      |     | Big East    |
| 16   | NC State        |      |     | ACC         |
| 17   | Boise St.       | 12   | M   | * WAC       |
| 18   | Maryland        |      |     | ACC         |
| 19   | Alabama (prob.) |      |     | SEC         |
| 20   | Virginia Tech   |      |     | Big East    |
| 21   | Auburn          |      |     | SEC         |
| 22   | Florida         |      |     | SEC         |
| 23   | Colorado St.    |      |     | * MWC       |
| 24   | Pittsburgh      |      |     | Big East    |
| 25   | Arkansas        |      |     | SEC         |

| Date                       | Time   | Bowl                | Site              | Matchup                      |
|----------------------------|--------|---------------------|-------------------|------------------------------|
| <b>FIRST ROUND GAMES</b>   |        |                     |                   |                              |
| Fri 12/20                  | 8:00 P | Alamo Bowl          | San Antonio, TX   | Iowa vs Boise St.            |
| Sat 12/21                  | 1:00 P | GMAC Bowl           | Mobile, AL        | Kansas St. vs Texas          |
|                            | 4:30 P | Gator Bowl          | Jacksonville, FL  | Oklahoma vs Notre Dame       |
|                            | 8:00 P | Las Vegas Bowl      | Las Vegas, NV     | S. California vs Florida St. |
| <b>QUARTERFINAL GAMES</b>  |        |                     |                   |                              |
| Wed 1/1                    | 1:00 P | Capital One Bowl    | Orlando, FL       | Ohio St. vs #7/#10           |
|                            | 4:30 P | Cotton Bowl         | Dallas, TX        | Georgia vs #6/#11            |
|                            | 8:00 P | Orange Bowl         | Miami Gardens, FL | Miami (FL) vs #8/#9          |
| Thu 1/2                    | 8:00 P | Fiesta Bowl         | Glendale, AZ      | Washington St. vs #5/#12     |
| <b>SEMIFINAL GAMES</b>     |        |                     |                   |                              |
| Wed 1/8                    | 8:00 P | Sugar Bowl          | New Orleans, LA   | Orange vs Fiesta             |
| Thu 1/9                    | 8:00 P | Rose Bowl           | Pasadena, CA      | Capital One vs Cotton        |
| <b>NATIONAL TITLE GAME</b> |        |                     |                   |                              |
| Wed 1/15                   | 8:00 P | National Title Game | TBD               | Sugar vs Rose                |
| <b>All times are ET</b>    |        |                     |                   |                              |

- \* - Conference Champion
- C - Yearly Conference Champion Qualifier
- M - Merit Conference Champion Qualifier
- A - Automatic Qualifier
- L - At-Large Qualifier

# 2001 Rankings

| Team           | Seed | Bid | Conference | BCS  |         | AP    | Coaches | Computer | AP     | Coaches | Computer Points |    |    |    |    |    |
|----------------|------|-----|------------|------|---------|-------|---------|----------|--------|---------|-----------------|----|----|----|----|----|
|                |      |     |            | Rank | Average | Pct.  | Pct.    | Pct.     | Points | Points  | AH              | RB | CM | KM | JS | PW |
| Miami (FL)     | 1    | C   | * Big East | 1    | 1.000   | 1.000 | 1.000   | 1.000    | 1800   | 1500    | 25              | 25 | 25 | 25 | 25 | 25 |
| Oregon         | 2    | C   | * Pac-10   | 2    | 0.915   | 0.943 | 0.932   | 0.870    | 1698   | 1398    | 22              | 23 | 23 | 24 | 19 | 19 |
| Nebraska       | 5    | L   | Big 12     | 3    | 0.901   | 0.864 | 0.889   | 0.950    | 1556   | 1334    | 24              | 24 | 24 | 23 | 23 | 24 |
| Colorado       | 3    | C   | * Big 12   | 4    | 0.896   | 0.916 | 0.891   | 0.880    | 1649   | 1337    | 23              | 22 | 21 | 22 | 21 | 23 |
| Florida        | 6    | L   | SEC        | 5    | 0.775   | 0.776 | 0.789   | 0.760    | 1396   | 1184    | 17              | 19 | 18 | 18 | 24 | 21 |
| Tennessee      | 7    | L   | SEC        | 6    | 0.758   | 0.727 | 0.737   | 0.810    | 1309   | 1105    | 21              | 18 | 22 | 20 | 18 | 22 |
| Illinois       | 4    | C   | * Big Ten  | 7    | 0.734   | 0.767 | 0.763   | 0.670    | 1381   | 1145    | 19              | 20 | 20 | 14 | 14 | 14 |
| Maryland       | 8    | C   | * ACC      | 8    | 0.722   | 0.769 | 0.778   | 0.620    | 1384   | 1167    | 12              | 21 | 16 | 16 | 15 | 15 |
| Texas          | 9    | L   | Big 12     | 9    | 0.697   | 0.681 | 0.689   | 0.720    | 1226   | 1034    | 18              | 16 | 17 | 17 | 22 | 20 |
| Oklahoma       | 10   | L   | Big 12     | 10   | 0.651   | 0.679 | 0.624   | 0.650    | 1222   | 936     | 16              | 17 | 15 | 13 | 20 | 17 |
| Stanford       |      |     | Pac-10     | 11   | 0.646   | 0.604 | 0.593   | 0.740    | 1088   | 889     | 20              | 15 | 19 | 21 | 17 | 18 |
| Washington St. |      |     | Pac-10     | 12   | 0.536   | 0.498 | 0.509   | 0.600    | 897    | 764     | 14              | 14 | 14 | 19 | 16 | 16 |
| LSU            | 11   | C   | * SEC      | 13   | 0.523   | 0.559 | 0.519   | 0.490    | 1006   | 778     | 15              | 12 | 13 | 12 | 8  | 12 |
| South Carolina |      |     | SEC        | 14   | 0.381   | 0.412 | 0.440   | 0.290    | 742    | 660     | 6               | 7  | 7  | 9  | 3  | 9  |
| Washington     |      |     | Pac-10     | 15   | 0.340   | 0.279 | 0.262   | 0.480    | 502    | 393     | 13              | 11 | 11 | 15 | 1  | 13 |
| Virginia Tech  |      |     | Big East   | 16   | 0.268   | 0.407 | 0.397   | 0.000    | 732    | 595     |                 |    |    |    |    |    |
| Michigan       |      |     | Big Ten    | 17   | 0.253   | 0.344 | 0.416   | 0.000    | 620    | 624     |                 |    |    |    |    |    |
| Georgia        |      |     | SEC        | 18   | 0.229   | 0.373 | 0.313   | 0.000    | 672    | 469     |                 |    |    |    |    |    |
| BYU            | 12   | M   | * MWC      | 19   | 0.214   | 0.290 | 0.353   | 0.000    | 522    | 529     |                 |    |    |    |    |    |
| Syracuse       |      |     | Big East   | 20   | 0.206   | 0.291 | 0.328   | 0.000    | 523    | 492     |                 |    |    |    |    |    |
| Fresno St.     |      |     | WAC        | 21   | 0.168   | 0.288 | 0.215   | 0.000    | 518    | 323     |                 |    |    |    |    |    |
| Ohio St.       |      |     | Big Ten    | 22   | 0.094   | 0.149 | 0.132   | 0.000    | 268    | 198     |                 |    |    |    |    |    |
| Louisville     |      |     | * C-USA    | 23   | 0.091   | 0.125 | 0.147   | 0.000    | 225    | 221     |                 |    |    |    |    |    |
| Florida St.    |      |     | ACC        | 24   | 0.060   | 0.089 | 0.091   | 0.000    | 160    | 137     |                 |    |    |    |    |    |
| Toledo         |      |     | * MAC      | 25   | 0.026   | 0.047 | 0.030   | 0.000    | 85     | 45      |                 |    |    |    |    |    |

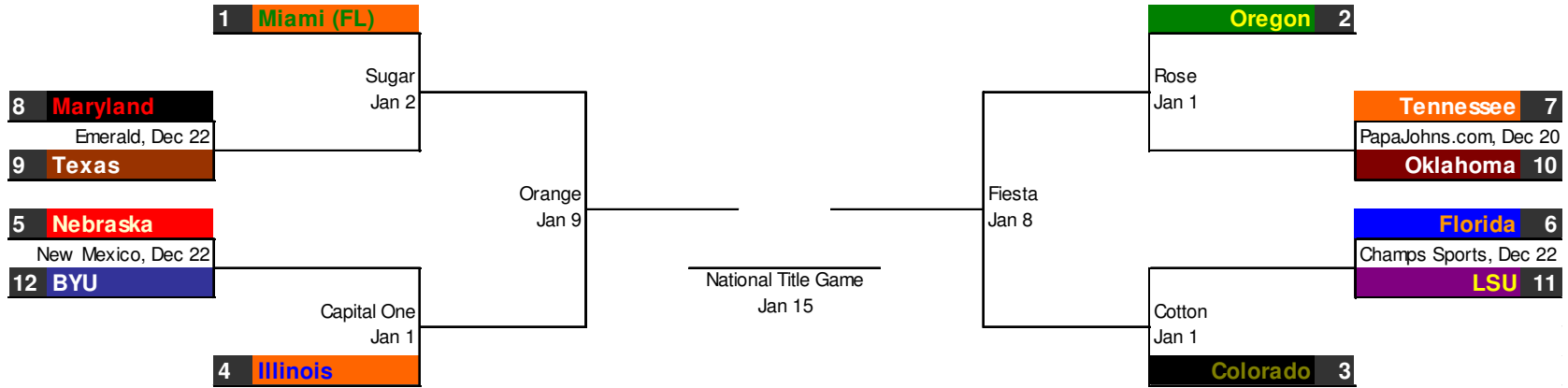
\* - conference champion

**Notes:**

- Rankings determined using the current (enacted 2005) BCS formula with the following exceptions:
  - The AP Poll was substituted for the Harris Poll.
  - Under BCS rules at the time, computer rankings were allowed to consider margin-of-victory in their calculations. They are included as is.
  - Teams for which computer rankings were unavailable were given a computer average of zero and are shown only to attempt to qualify the ranking of automatic qualifiers outside the top 15.
- Data from:
  - *Final 2001 Bowl Championship Series Standings* (2001, December 9). Retrieved 11 November 2006, from Fox Sports - BCSFootball - BCS Standings Archive. Web site: [http://msn.foxsports.com/id/7894693\\_37\\_1.pdf](http://msn.foxsports.com/id/7894693_37_1.pdf)
  - USA Today/ESPN Poll. (2001, December 10). *New York Times*, p. D8.

- AH - Anderson & Hester
- RB - Richard Billingsley
- CM - Colley Matrix
- KM - Kenneth Massey
- JS - Jeff Sagarin
- PW - Dr. Peter Wolfe

## 2001 EBS Tournament Schedule



| Rank | Team           | Seed | Bid | Conference |
|------|----------------|------|-----|------------|
| 1    | Miami (FL)     | 1    | C   | * Big East |
| 2    | Oregon         | 2    | C   | * Pac-10   |
| 3    | Nebraska       | 5    | L   | Big 12     |
| 4    | Colorado       | 3    | C   | * Big 12   |
| 5    | Florida        | 6    | L   | SEC        |
| 6    | Tennessee      | 7    | L   | SEC        |
| 7    | Illinois       | 4    | C   | * Big Ten  |
| 8    | Maryland       | 8    | C   | * ACC      |
| 9    | Texas          | 9    | L   | Big 12     |
| 10   | Oklahoma       | 10   | L   | Big 12     |
| 11   | Stanford       |      |     | Pac-10     |
| 12   | Washington St. |      |     | Pac-10     |
| 13   | LSU            | 11   | C   | * SEC      |
| 14   | South Carolina |      |     | SEC        |
| 15   | Washington     |      |     | Pac-10     |
| 16   | Virginia Tech  |      |     | Big East   |
| 17   | Michigan       |      |     | Big Ten    |
| 18   | Georgia        |      |     | SEC        |
| 19   | BYU            | 12   | M   | * MWC      |
| 20   | Syracuse       |      |     | Big East   |
| 21   | Fresno St.     |      |     | WAC        |
| 22   | Ohio St.       |      |     | Big Ten    |
| 23   | Louisville     |      |     | * C-USA    |
| 24   | Florida St.    |      |     | ACC        |
| 25   | Toledo         |      |     | * MAC      |

| Date                       | Time   | Bowl                | Site              | Matchup               |
|----------------------------|--------|---------------------|-------------------|-----------------------|
| <b>FIRST ROUND GAMES</b>   |        |                     |                   |                       |
| Thu 12/20                  | 8:00 P | PapaJohns.com Bowl  | Birmingham, AL    | Tennessee vs Oklahoma |
| Sat 12/22                  | 1:00 P | Champs Sports Bowl  | Orlando, FL       | Florida vs LSU        |
|                            | 4:30 P | Emerald Bowl        | San Francisco, CA | Maryland vs Texas     |
|                            | 8:00 P | New Mexico Bowl     | Albuquerque, NM   | Nebraska vs BYU       |
| <b>QUARTERFINAL GAMES</b>  |        |                     |                   |                       |
| Tue 1/1                    | 1:00 P | Cotton Bowl         | Dallas, TX        | Colorado vs #6/#11    |
|                            | 4:30 P | Rose Bowl           | Pasadena, CA      | Oregon vs #7/#10      |
| Wed 1/2                    | 8:00 P | Capital One Bowl    | Orlando, FL       | Illinois vs #5/#12    |
|                            | 8:00 P | Sugar Bowl          | New Orleans, LA   | Miami (FL) vs #8/#9   |
| <b>SEMIFINAL GAMES</b>     |        |                     |                   |                       |
| Tue 1/8                    | 8:00 P | Fiesta Bowl         | Glendale, AZ      | Rose vs Cotton        |
| Wed 1/9                    | 8:00 P | Orange Bowl         | Miami Gardens, FL | Sugar vs Capital One  |
| <b>NATIONAL TITLE GAME</b> |        |                     |                   |                       |
| Tue 1/15                   | 8:00 P | National Title Game | TBD               | Fiesta vs Orange      |
| <b>All times are ET</b>    |        |                     |                   |                       |

- \* - Conference Champion
- C** - Yearly Conference Champion Qualifier
- M** - Merit Conference Champion Qualifier
- A** - Automatic Qualifier
- L** - At-Large Qualifier

# 2000 Rankings

| Team          | Seed | Bid | Conference  | BCS  |         | AP    | Coaches | Computer | AP     | Coaches | Computer Points |    |    |    |    |
|---------------|------|-----|-------------|------|---------|-------|---------|----------|--------|---------|-----------------|----|----|----|----|
|               |      |     |             | Rank | Average | Pct.  | Pct.    | Pct.     | Points | Points  | AH              | RB | CM | KM | JS |
| Oklahoma      | 1    | C   | * Big 12    | 1    | 0.989   | 0.996 | 0.997   | 0.973    | 1768   | 1471    | 25              | 25 | 24 | 23 |    |
| Miami (FL)    | 2    | C   | * Big East  | 2    | 0.943   | 0.954 | 0.949   | 0.927    | 1693   | 1400    | 23              | 23 | 23 | 24 |    |
| Florida St.   | 3    | C   | * ACC       | 3    | 0.939   | 0.924 | 0.926   | 0.967    | 1640   | 1366    | 22              | 24 | 25 | 25 |    |
| Washington    | 4    | C   | * Pac-10    | 4    | 0.847   | 0.885 | 0.871   | 0.787    | 1571   | 1284    | 24              | 16 | 21 | 18 |    |
| Virginia Tech | 5    | L   | Big East    | 5    | 0.813   | 0.786 | 0.814   | 0.840    | 1396   | 1200    | 20              | 21 | 22 | 21 |    |
| Oregon St.    | 6    | L   | Pac-10      | 6    | 0.802   | 0.830 | 0.808   | 0.767    | 1473   | 1192    | 21              | 19 | 18 | 19 |    |
| Florida       | 7    | C   | * SEC       | 7    | 0.771   | 0.760 | 0.759   | 0.793    | 1349   | 1119    | 19              | 22 | 19 | 20 |    |
| Nebraska      | 8    | L   | Big 12      | 8    | 0.709   | 0.654 | 0.681   | 0.793    | 1160   | 1005    | 17              | 20 | 20 | 22 |    |
| Kansas St.    | 9    | L   | Big 12      | 9    | 0.629   | 0.611 | 0.636   | 0.640    | 1084   | 938     | 14              | 18 | 15 | 17 |    |
| Oregon        |      |     | Pac-10      | 10   | 0.610   | 0.680 | 0.602   | 0.547    | 1207   | 888     | 18              | 14 | 12 | 12 |    |
| Texas         |      |     | Big 12      | 11   | 0.576   | 0.530 | 0.557   | 0.640    | 941    | 822     | 16              | 15 | 17 | 16 |    |
| Notre Dame    | 10   | A   | Independent | 12   | 0.553   | 0.612 | 0.606   | 0.440    | 1086   | 894     | 11              | 12 | 11 | 10 |    |
| Georgia Tech  |      |     | ACC         | 13   | 0.482   | 0.452 | 0.366   | 0.627    | 803    | 540     | 15              | 17 | 16 | 15 |    |
| TCU           | 11   | M   | * WAC       | 14   | 0.478   | 0.488 | 0.426   | 0.520    | 867    | 628     | 13              | 10 | 14 | 14 |    |
| Clemson       |      |     | ACC         | 15   | 0.455   | 0.437 | 0.480   | 0.447    | 776    | 708     | 6               | 13 | 13 | 11 |    |
| Michigan      |      |     | Big Ten     | 16   | 0.427   | 0.425 | 0.428   | 0.427    | 754    | 632     | 9               | 11 | 10 | 13 |    |
| Purdue        | 12   | C   | * Big Ten   | 17   | 0.307   | 0.456 | 0.465   | 0.000    | 810    | 686     |                 |    |    |    |    |
| Northwestern  |      |     | Big Ten     | 18   | 0.197   | 0.312 | 0.279   | 0.000    | 553    | 411     |                 |    |    |    |    |
| Ohio St.      |      |     | Big Ten     | 19   | 0.187   | 0.271 | 0.289   | 0.000    | 481    | 427     |                 |    |    |    |    |
| Auburn        |      |     | SEC         | 20   | 0.162   | 0.254 | 0.234   | 0.000    | 450    | 345     |                 |    |    |    |    |
| Tennessee     |      |     | SEC         | 21   | 0.137   | 0.206 | 0.206   | 0.000    | 366    | 304     |                 |    |    |    |    |
| Colorado St.  |      |     | * MWC       | 22   | 0.098   | 0.112 | 0.181   | 0.000    | 198    | 267     |                 |    |    |    |    |
| Louisville    |      |     | * C-USA     | 23   | 0.080   | 0.131 | 0.108   | 0.000    | 232    | 159     |                 |    |    |    |    |
| Georgia       |      |     | SEC         | 24   | 0.041   | 0.062 | 0.061   | 0.000    | 110    | 90      |                 |    |    |    |    |
| Toledo        |      |     | MAC         | 25   | 0.033   | 0.047 | 0.052   | 0.000    | 84     | 76      |                 |    |    |    |    |

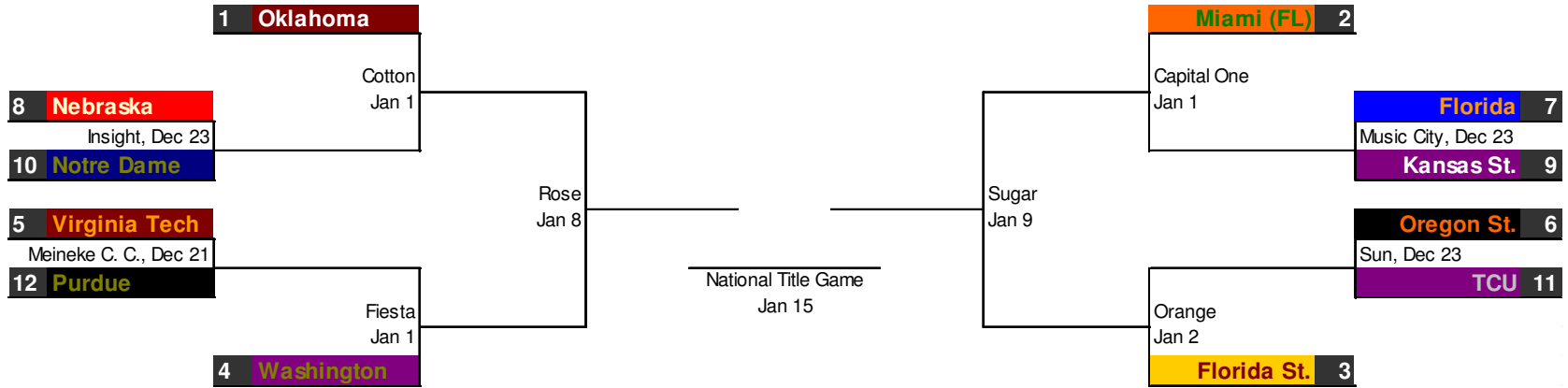
\* - conference champion

**Notes:**

- Rankings determined using the current (enacted 2005) BCS formula with the following exceptions:
  - The AP Poll was substituted for the Harris Poll.
  - Under BCS rules at the time, computer rankings were allowed to consider margin-of-victory in their calculations. They are included as is.
  - With data available from only four computer rankings, the highest and lowest ranking for each team are given half weight rather than being completely ignored.
  - Teams for which computer rankings were unavailable were given a computer average of zero and are shown only to attempt to qualify the ranking of automatic qualifiers outside the top 16.
- Data from:
  - *Final 2000 Bowl Championship Series Standings* (2000, December 3). Retrieved 11 November 2006, from Fox Sports - BCSFootball - BCS Standings Archive. Web site: [http://msn.foxsports.com/id/7894691\\_37\\_1.pdf](http://msn.foxsports.com/id/7894691_37_1.pdf)
  - USA Today/ESPN Poll. (2000, December 4). *New York Times*, p. D3.

- AH - Anderson & Hester
- RB - Richard Billingsley
- CM - Colley Matrix
- KM - Kenneth Massey
- JS - Jeff Sagarin
- PW - Dr. Peter Wolfe

## 2000 EBS Tournament Schedule



| Rank | Team          | Seed | Bid | Conference  |
|------|---------------|------|-----|-------------|
| 1    | Oklahoma      | 1    | C   | * Big 12    |
| 2    | Miami (FL)    | 2    | C   | * Big East  |
| 3    | Florida St.   | 3    | C   | * ACC       |
| 4    | Washington    | 4    | C   | * Pac-10    |
| 5    | Virginia Tech | 5    | L   | Big East    |
| 6    | Oregon St.    | 6    | L   | Pac-10      |
| 7    | Florida       | 7    | C   | * SEC       |
| 8    | Nebraska      | 8    | L   | Big 12      |
| 9    | Kansas St.    | 9    | L   | Big 12      |
| 10   | Oregon        |      |     | Pac-10      |
| 11   | Texas         |      |     | Big 12      |
| 12   | Notre Dame    | 10   | A   | Independent |
| 13   | Georgia Tech  |      |     | ACC         |
| 14   | TCU           | 11   | M   | * WAC       |
| 15   | Clemson       |      |     | ACC         |
| 16   | Michigan      |      |     | Big Ten     |
| 17   | Purdue        | 12   | C   | * Big Ten   |
| 18   | Northwestern  |      |     | Big Ten     |
| 19   | Ohio St.      |      |     | Big Ten     |
| 20   | Auburn        |      |     | SEC         |
| 21   | Tennessee     |      |     | SEC         |
| 22   | Colorado St.  |      |     | * MWC       |
| 23   | Louisville    |      |     | * C-USA     |
| 24   | Georgia       |      |     | SEC         |
| 25   | Toledo        |      |     | MAC         |

| Date                       | Time   | Bowl                | Site              | Matchup                 |
|----------------------------|--------|---------------------|-------------------|-------------------------|
| <b>FIRST ROUND GAMES</b>   |        |                     |                   |                         |
| Thu 12/21                  | 8:00 P | Meineke C. C. Bowl  | Charlotte, NC     | Virginia Tech vs Purdue |
| Sat 12/23                  | 1:00 P | Sun Bowl            | El Paso, TX       | Oregon St. vs TCU       |
|                            | 4:30 P | Insight Bowl        | Tempe, AZ         | Nebraska vs Notre Dame  |
|                            | 8:00 P | Music City Bowl     | Nashville, TN     | Florida vs Kansas St.   |
| <b>QUARTERFINAL GAMES</b>  |        |                     |                   |                         |
| Mon 1/1                    | 1:00 P | Capital One Bowl    | Orlando, FL       | Miami (FL) vs #7/#9     |
|                            | 4:30 P | Cotton Bowl         | Dallas, TX        | Oklahoma vs #8/#10      |
|                            | 8:00 P | Fiesta Bowl         | Glendale, AZ      | Washington vs #5/#12    |
| Tue 1/2                    | 8:00 P | Orange Bowl         | Miami Gardens, FL | Florida St. vs #6/#11   |
| <b>SEMIFINAL GAMES</b>     |        |                     |                   |                         |
| Mon 1/8                    | 8:00 P | Rose Bowl           | Pasadena, CA      | Cotton vs Fiesta        |
| Tue 1/9                    | 8:00 P | Sugar Bowl          | New Orleans, LA   | Capital One vs Orange   |
| <b>NATIONAL TITLE GAME</b> |        |                     |                   |                         |
| Mon 1/15                   | 8:00 P | National Title Game | TBD               | Rose vs Sugar           |
| <b>All times are ET</b>    |        |                     |                   |                         |

**Note:** Kansas State's & Notre Dame's first-round matchups were switched. See "Team Assignment to Bowls" for details.

- \* - Conference Champion
- C - Yearly Conference Champion Qualifier
- M - Merit Conference Champion Qualifier
- A - Automatic Qualifier
- L - At-Large Qualifier

# 1999 Rankings

| Team            | Seed | Bid | Conference | BCS  |         | AP    | Coaches | Computer | AP     | Coaches | Computer Points |    |    |    |    |    |
|-----------------|------|-----|------------|------|---------|-------|---------|----------|--------|---------|-----------------|----|----|----|----|----|
|                 |      |     |            | Rank | Average | Pct.  | Pct.    | Pct.     | Points | Points  | AH              | RB | CM | KM | JS | PW |
| Florida St.     | 1    | C   | * ACC      | 1    | 0.998   | 0.997 | 0.998   | 1.000    | 1744   | 1472    | 25              | 25 | 25 | 25 |    |    |
| Virginia Tech   | 2    | C   | * Big East | 2    | 0.959   | 0.963 | 0.959   | 0.953    | 1685   | 1415    | 23              | 24 | 24 | 24 |    |    |
| Nebraska        | 3    | C   | * Big 12   | 3    | 0.915   | 0.918 | 0.902   | 0.927    | 1606   | 1330    | 24              | 23 | 23 | 23 |    |    |
| Wisconsin       | 4    | C   | * Big Ten  | 4    | 0.828   | 0.847 | 0.865   | 0.773    | 1482   | 1276    | 22              | 18 | 19 | 19 |    |    |
| Alabama         | 5    | C   | * SEC      | 5    | 0.817   | 0.829 | 0.802   | 0.820    | 1450   | 1183    | 21              | 21 | 20 | 20 |    |    |
| Tennessee       | 6    | L   | SEC        | 6    | 0.802   | 0.807 | 0.805   | 0.793    | 1412   | 1187    | 18              | 19 | 21 | 21 |    |    |
| Kansas St.      | 7    | L   | Big 12     | 7    | 0.789   | 0.763 | 0.776   | 0.827    | 1336   | 1145    | 14              | 22 | 22 | 22 |    |    |
| Michigan        | 8    | L   | Big Ten    | 8    | 0.710   | 0.701 | 0.722   | 0.707    | 1226   | 1065    | 20              | 16 | 18 | 17 |    |    |
| Michigan St.    | 9    | L   | Big Ten    | 9    | 0.699   | 0.682 | 0.676   | 0.740    | 1193   | 997     | 19              | 20 | 17 | 18 |    |    |
| Florida         | 10   | L   | SEC        | 10   | 0.623   | 0.626 | 0.609   | 0.633    | 1095   | 898     | 17              | 17 | 14 | 15 |    |    |
| Marshall        | 11   | M   | * MAC      | 11   | 0.542   | 0.598 | 0.555   | 0.473    | 1047   | 819     | 15              | 0  | 15 | 13 |    |    |
| Minnesota       |      |     | Big Ten    | 12   | 0.484   | 0.534 | 0.485   | 0.433    | 935    | 715     | 11              | 12 | 9  | 11 |    |    |
| Penn St.        |      |     | Big Ten    | 13   | 0.462   | 0.441 | 0.397   | 0.547    | 772    | 586     | 4               | 15 | 16 | 16 |    |    |
| Texas A&M       |      |     | Big 12     | 14   | 0.430   | 0.361 | 0.475   | 0.453    | 632    | 701     | 12              | 13 | 11 | 9  |    |    |
| Texas           |      |     | Big 12     | 15   | 0.416   | 0.426 | 0.382   | 0.440    | 746    | 563     | 13              | 9  | 10 | 12 |    |    |
| Southern Miss   |      |     | * C-USA    | 16   | 0.285   | 0.413 | 0.443   | 0.000    | 722    | 653     |                 |    |    |    |    |    |
| Mississippi St. |      |     | SEC        | 17   | 0.272   | 0.415 | 0.400   | 0.000    | 727    | 590     |                 |    |    |    |    |    |
| Georgia Tech    |      |     | ACC        | 18   | 0.267   | 0.384 | 0.418   | 0.000    | 672    | 616     |                 |    |    |    |    |    |
| East Carolina   |      |     | C-USA      | 19   | 0.189   | 0.246 | 0.321   | 0.000    | 431    | 473     |                 |    |    |    |    |    |
| Purdue          |      |     | Big Ten    | 20   | 0.174   | 0.288 | 0.235   | 0.000    | 504    | 347     |                 |    |    |    |    |    |
| Stanford        | 12   | C   | * Pac-10   | 21   | 0.121   | 0.154 | 0.209   | 0.000    | 270    | 308     |                 |    |    |    |    |    |
| Georgia         |      |     | SEC        | 22   | 0.090   | 0.170 | 0.100   | 0.000    | 298    | 147     |                 |    |    |    |    |    |
| Miami (FL)      |      |     | Big East   | 23   | 0.077   | 0.128 | 0.104   | 0.000    | 224    | 153     |                 |    |    |    |    |    |
| Boston College  |      |     | Big East   | 24   | 0.062   | 0.064 | 0.123   | 0.000    | 112    | 181     |                 |    |    |    |    |    |
| BYU             |      |     | * MWC      | 25   | 0.032   | 0.027 | 0.069   | 0.000    | 47     | 102     |                 |    |    |    |    |    |


\* - conference champion

Notes:

- Rankings determined using the current (enacted2005) BCS formula with the following exceptions:
  - The AP Poll was substituted for the Harris Poll.
  - Under BCS rules at the time, computer rankings were allowed to consider margin-of-victory in their calculations. They are included as is.
  - With data available from only four computer rankings, the highest and lowest ranking for each team are given half weight rather than being completely ignored.
  - Teams for which computer rankings were unavailable were given a computer average of zero and are shown only to attempt to qualify the ranking of automatic qualifiers outside the top 15.
- Data from:
  - *Final 1999 Bowl Championship Series Rankings* (1999, December 5). Retrieved 11 November 2006, from Fox Sports - BCSFootball - BCS Standings Archive. Web site: [http://msn.foxsports.com/id/7894689\\_37\\_1.pdf](http://msn.foxsports.com/id/7894689_37_1.pdf)
  - USA Today/ESPN Poll. (1999, December 6). *New York Times*, p. D2.

- AH - Anderson & Hester
- RB - Richard Billingsley
- CM - Colley Matrix
- KM - Kenneth Massey
- JS - Jeff Sagarin
- PW - Dr. Peter Wolfe

# 1999 EBS Tournament Schedule



| Rank | Team            | Seed | Bid | Conference |
|------|-----------------|------|-----|------------|
| 1    | Florida St.     | 1    | C   | * ACC      |
| 2    | Virginia Tech   | 2    | C   | * Big East |
| 3    | Nebraska        | 3    | C   | * Big 12   |
| 4    | Wisconsin       | 4    | C   | * Big Ten  |
| 5    | Alabama         | 5    | C   | * SEC      |
| 6    | Tennessee       | 6    | L   | SEC        |
| 7    | Kansas St.      | 7    | L   | Big 12     |
| 8    | Michigan        | 8    | L   | Big Ten    |
| 9    | Michigan St.    | 9    | L   | Big Ten    |
| 10   | Florida         | 10   | L   | SEC        |
| 11   | Marshall        | 11   | M   | * MAC      |
| 12   | Minnesota       |      |     | Big Ten    |
| 13   | Penn St.        |      |     | Big Ten    |
| 14   | Texas A&M       |      |     | Big 12     |
| 15   | Texas           |      |     | Big 12     |
| 16   | Southern Miss   |      |     | * C-USA    |
| 17   | Mississippi St. |      |     | SEC        |
| 18   | Georgia Tech    |      |     | ACC        |
| 19   | East Carolina   |      |     | C-USA      |
| 20   | Purdue          |      |     | Big Ten    |
| 21   | Stanford        | 12   | C   | * Pac-10   |
| 22   | Georgia         |      |     | SEC        |
| 23   | Miami (FL)      |      |     | Big East   |
| 24   | Boston College  |      |     | Big East   |
| 25   | BYU             |      |     | * MWC      |

| Date                       | Time    | Bowl                | Site              | Matchup                    |
|----------------------------|---------|---------------------|-------------------|----------------------------|
| <b>FIRST ROUND GAMES</b>   |         |                     |                   |                            |
| Tue 12/21                  | 7:00 P  | Gator Bowl          | Jacksonville, FL  | Kansas St. vs Michigan St. |
| Wed 12/22                  | 8:00 P  | GMAC Bowl           | Mobile, AL        | Alabama vs Stanford        |
| Thu 12/23                  | 7:00 P  | Alamo Bowl          | San Antonio, TX   | Michigan vs Florida        |
|                            | 10:00 P | Las Vegas Bowl      | Las Vegas, NV     | Tennessee vs Marshall      |
| <b>QUARTERFINAL GAMES</b>  |         |                     |                   |                            |
| Sat 1/1                    | 1:00 P  | Cotton Bowl         | Dallas, TX        | Nebraska vs #6/#11         |
|                            | 4:30 P  | Capital One Bowl    | Orlando, FL       | Florida St. vs #8/#10      |
|                            | 8:00 P  | Rose Bowl           | Pasadena, CA      | Wisconsin vs #5/#12        |
| Mon 1/3                    | 8:00 P  | Sugar Bowl          | New Orleans, LA   | Virginia Tech vs #7/#9     |
| <b>SEMIFINAL GAMES</b>     |         |                     |                   |                            |
| Sun 1/9                    | 8:00 P  | Fiesta Bowl         | Glendale, AZ      | Sugar .vs Cotton           |
| Mon 1/10                   | 8:00 P  | Orange Bowl         | Miami Gardens, FL | Capital One vs Rose        |
| <b>NATIONAL TITLE GAME</b> |         |                     |                   |                            |
| Sun 1/16                   | 8:00 P  | National Title Game | TBD               | Fiesta vs Orange           |

All times are ET

**Note:** Michigan State's & Michigan's first-round matchups were switched. See "Team Assignment to Bowls" for details.

- \* - Conference Champion
- C - Yearly Conference Champion Qualifier
- M - Merit Conference Champion Qualifier
- A - Automatic Qualifier
- L - At-Large Qualifier

# 1998 Rankings

| Team            | Seed | Bid | Conference  | BCS  |         | AP    | Coaches | Computer | AP     | Coaches | Computer Points |    |    |    |    |
|-----------------|------|-----|-------------|------|---------|-------|---------|----------|--------|---------|-----------------|----|----|----|----|
|                 |      |     |             | Rank | Average | Pct.  | Pct.    | Pct.     | Points | Points  | AH              | RB | CM | KM | JS |
| Tennessee       | 1    | C   | * SEC       | 1    | 0.993   | 1.000 | 0.999   | 0.980    | 1750   | 1548    | 25              |    |    |    | 24 |
| Florida St.     | 2    | C   | * ACC       | 2    | 0.946   | 0.955 | 0.945   | 0.940    | 1671   | 1464    | 24              |    |    |    | 23 |
| Kansas St.      | 5    | L   | Big 12      | 3    | 0.882   | 0.843 | 0.863   | 0.940    | 1476   | 1337    | 22              |    |    |    | 25 |
| Ohio St.        | 6    | L   | Big Ten     | 4    | 0.867   | 0.915 | 0.906   | 0.780    | 1602   | 1405    | 19              |    |    |    | 20 |
| UCLA            | 3    | C   | * Pac-10    | 5    | 0.836   | 0.799 | 0.808   | 0.900    | 1398   | 1253    | 23              |    |    |    | 22 |
| Arizona         | 7    | L   | Pac-10      | 6    | 0.790   | 0.807 | 0.803   | 0.760    | 1412   | 1244    | 21              |    |    |    | 17 |
| Texas A&M       | 4    | C   | * Big 12    | 7    | 0.758   | 0.749 | 0.705   | 0.820    | 1310   | 1092    | 20              |    |    |    | 21 |
| Florida         | 8    | L   | SEC         | 8    | 0.730   | 0.764 | 0.746   | 0.680    | 1337   | 1156    | 16              |    |    |    | 18 |
| Wisconsin       | 9    | C   | * Big Ten   | 9    | 0.681   | 0.672 | 0.712   | 0.660    | 1176   | 1103    | 17              |    |    |    | 16 |
| Tulane          | 10   | M   | * C-USA     | 10   | 0.611   | 0.610 | 0.622   | 0.600    | 1067   | 964     | 18              |    |    |    | 12 |
| Arkansas        | 11   | L   | SEC         | 11   | 0.513   | 0.549 | 0.529   | 0.460    | 960    | 820     | 9               |    |    |    | 14 |
| Nebraska        |      |     | Big 12      | 12   | 0.509   | 0.466 | 0.381   | 0.680    | 815    | 590     | 15              |    |    |    | 19 |
| Virginia        |      |     | ACC         | 13   | 0.472   | 0.467 | 0.528   | 0.420    | 817    | 818     | 13              |    |    |    | 8  |
| Georgia Tech    |      |     | ACC         | 14   | 0.434   | 0.499 | 0.483   | 0.320    | 874    | 749     | 10              |    |    |    | 6  |
| Michigan        |      |     | Big Ten     | 15   | 0.313   | 0.428 | 0.512   | 0.000    | 749    | 793     |                 |    |    |    |    |
| Syracuse        | 12   | C   | * Big East  | 16   | 0.312   | 0.349 | 0.347   | 0.240    | 610    | 538     | 2               |    |    |    | 10 |
| Air Force       |      |     | * WAC       | 17   | 0.300   | 0.457 | 0.445   | 0.000    | 799    | 689     |                 |    |    |    |    |
| Notre Dame      |      |     | Independent | 18   | 0.242   | 0.298 | 0.429   | 0.000    | 522    | 665     |                 |    |    |    |    |
| Georgia         |      |     | SEC         | 19   | 0.180   | 0.231 | 0.308   | 0.000    | 405    | 478     |                 |    |    |    |    |
| Texas           |      |     | Big 12      | 20   | 0.143   | 0.145 | 0.285   | 0.000    | 253    | 442     |                 |    |    |    |    |
| Penn St.        |      |     | Big Ten     | 21   | 0.130   | 0.200 | 0.189   | 0.000    | 350    | 293     |                 |    |    |    |    |
| Oregon          |      |     | Pac-10      | 22   | 0.121   | 0.154 | 0.208   | 0.000    | 270    | 322     |                 |    |    |    |    |
| Mississippi St. |      |     | SEC         | 23   | 0.073   | 0.117 | 0.103   | 0.000    | 205    | 159     |                 |    |    |    |    |
| Miami (FL)      |      |     | Big East    | 24   | 0.062   | 0.063 | 0.123   | 0.000    | 110    | 190     |                 |    |    |    |    |
| Virginia Tech   |      |     | Big East    | 25   | 0.059   | 0.108 | 0.068   | 0.000    | 189    | 106     |                 |    |    |    |    |

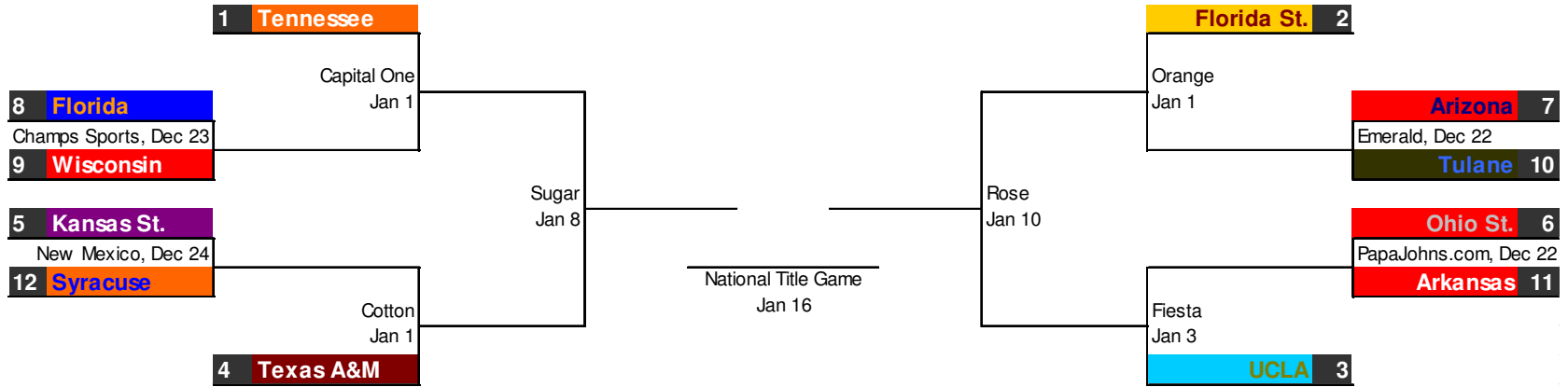
\* - conference champion

Notes:

- Rankings determined using the current (enacted2005) BCS formula with the following exceptions:
  - The AP Poll was substituted for the Harris Poll.
  - Under BCS rules at the time, computer rankings were allowed to consider margin-of-victory in their calculations. They are included as is.
  - With data available from only two computer rankings, both are given full weight with neither being dropped.
  - Teams for which computer rankings were unavailable were given a computer average of zero and are shown only to attempt to qualify the ranking of automatic qualifiers outside the top 16.
- Data from:
  - *Final Bowl Championship Series Rankings* (1998, December 6). Retrieved 11 November 2006, from Fox Sports - BCSFootball - BCS Standings Archive. Web site: [http://msn.foxsports.com/id/7894687\\_37\\_1.pdf](http://msn.foxsports.com/id/7894687_37_1.pdf)
  - USA Today/ESPN Poll. (1998, December 7). *New York Times*, p. D7.

- AH - Anderson & Hester
- RB - Richard Billingsley
- CM - Colley Matrix
- KM - Kenneth Massey
- JS - Jeff Sagarin
- PW - Dr. Peter Wolfe

# 1998 EBS Tournament Schedule



| Rank | Team            | Seed | Bid | Conference  |
|------|-----------------|------|-----|-------------|
| 1    | Tennessee       | 1    | C   | * SEC       |
| 2    | Florida St.     | 2    | C   | * ACC       |
| 3    | Kansas St.      | 5    | L   | Big 12      |
| 4    | Ohio St.        | 6    | L   | Big Ten     |
| 5    | UCLA            | 3    | C   | * Pac-10    |
| 6    | Arizona         | 7    | L   | Pac-10      |
| 7    | Texas A&M       | 4    | C   | * Big 12    |
| 8    | Florida         | 8    | L   | SEC         |
| 9    | Wisconsin       | 9    | C   | * Big Ten   |
| 10   | Tulane          | 10   | M   | * C-USA     |
| 11   | Arkansas        | 11   | L   | SEC         |
| 12   | Nebraska        |      |     | Big 12      |
| 13   | Virginia        |      |     | ACC         |
| 14   | Georgia Tech    |      |     | ACC         |
| 15   | Michigan        |      |     | Big Ten     |
| 16   | Syracuse        | 12   | C   | * Big East  |
| 17   | Air Force       |      |     | * WAC       |
| 18   | Notre Dame      |      |     | Independent |
| 19   | Georgia         |      |     | SEC         |
| 20   | Texas           |      |     | Big 12      |
| 21   | Penn St.        |      |     | Big Ten     |
| 22   | Oregon          |      |     | Pac-10      |
| 23   | Mississippi St. |      |     | SEC         |
| 24   | Miami (FL)      |      |     | Big East    |
| 25   | Virginia Tech   |      |     | Big East    |

| Date                       | Time    | Bowl                | Site              | Matchup                |
|----------------------------|---------|---------------------|-------------------|------------------------|
| <b>FIRST ROUND GAMES</b>   |         |                     |                   |                        |
| Tue 12/22                  | 7:00 P  | PapaJohns.com Bowl  | Birmingham, AL    | Ohio St. vs Arkansas   |
|                            | 10:00 P | Emerald Bowl        | San Francisco, CA | Arizona vs Tulane      |
| Wed 12/23                  | 8:00 P  | Champs Sports Bowl  | Orlando, FL       | Florida vs Wisconsin   |
| Thu 12/24                  | 7:00 P  | New Mexico Bowl     | Albuquerque, NM   | Kansas St. vs Syracuse |
| <b>QUARTERFINAL GAMES</b>  |         |                     |                   |                        |
| Fri 1/1                    | 1:00 P  | Cotton Bowl         | Dallas, TX        | Texas A&M vs #5/#12    |
|                            | 4:30 P  | Capital One Bowl    | Orlando, FL       | Tennessee vs #8/#9     |
|                            | 8:00 P  | Orange Bowl         | Miami Gardens, FL | Florida St. vs #7/#10  |
| Sun 1/3                    | 8:00 P  | Fiesta Bowl         | Glendale, AZ      | UCLA vs #6/#11         |
| <b>SEMIFINAL GAMES</b>     |         |                     |                   |                        |
| Fri 1/8                    | 8:00 P  | Sugar Bowl          | New Orleans, LA   | Capital One vs Cotton  |
| Sun 1/10                   | 8:00 P  | Rose Bowl           | Pasadena, CA      | Orange vs Fiesta       |
| <b>NATIONAL TITLE GAME</b> |         |                     |                   |                        |
| Sat 1/16                   | 8:00 P  | National Title Game | TBD               | Sugar vs Rose          |
| <b>All times are ET</b>    |         |                     |                   |                        |

- \* - Conference Champion
- C - Yearly Conference Champion Qualifier
- M - Merit Conference Champion Qualifier
- A - Automatic Qualifier
- L - At-Large Qualifier